




Electric Rates

A Closer Look
at the Public Benefits Component



Mary Fitzpatrick
Principal Legislative Analyst
Office of Legislative Research
December 11, 2024

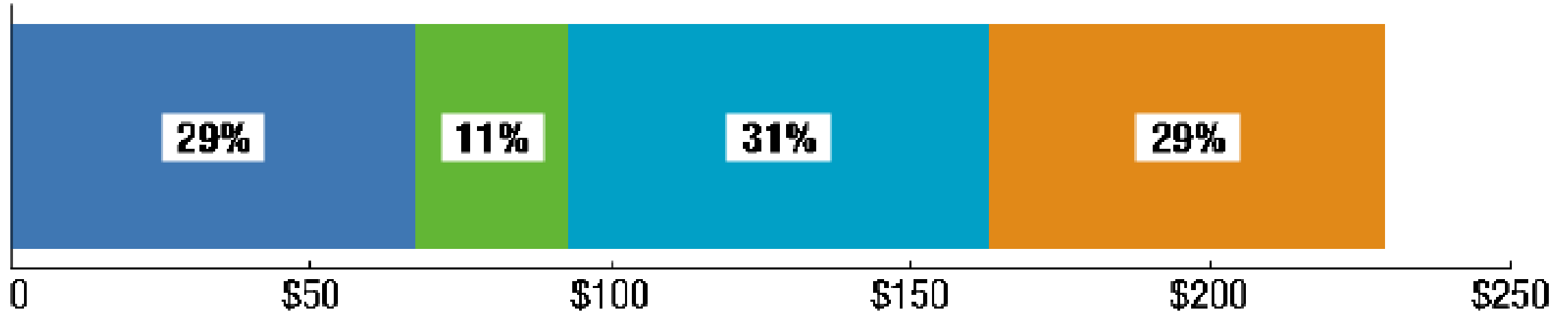
Current Charges for Electricity

Supply
\$67.55

Transmission
\$25.54

Local Delivery
\$70.03

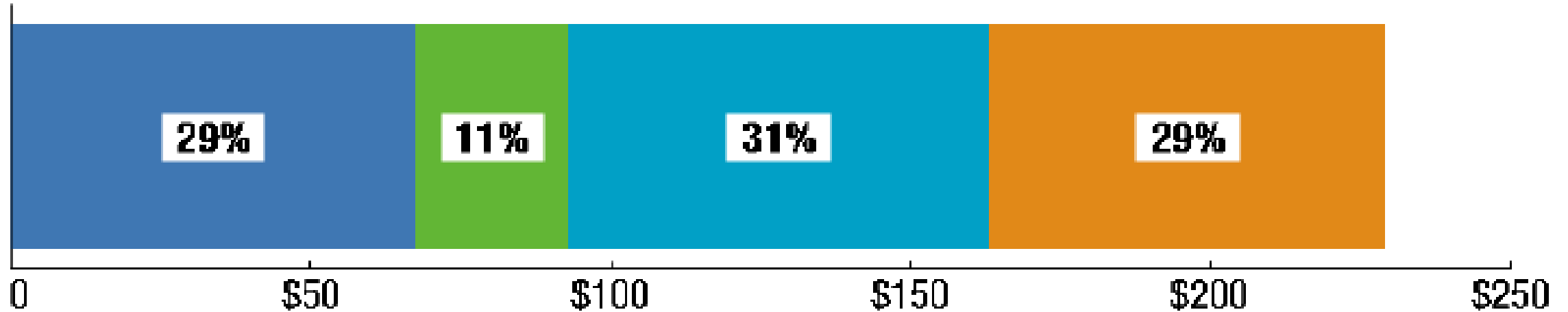
Public Benefits
\$66.22



Current Charges for Electricity

Public Benefits
\$66.22

Cost to support energy programs
authorized by the state.
This charge is dependent
on usage.



Public Benefits

FMCC Charge	751.00kWh X \$0.04791	\$35.98
Comb Public Benefit Chrg	751.00kWh X \$0.04026	\$30.24
Subtotal Public Benefits		\$66.22

FMCC Charge

- Energy procurements
- Compensation for energy produced by customers
- Other miscellaneous costs

Combined Public Benefits Charge

- Conservation and Load Management Charge
- Renewable Energy Investment Charge
- Systems Benefit Charge

Public Benefits

FMCC Charge	751.00kWh X \$0.04791	\$35.98
Comb Public Benefit Chrg	751.00kWh X \$0.04026	\$30.24
Subtotal Public Benefits		\$66.22

FMCC Charge

- Energy procurements
- Compensation for energy produced by customers
- Other miscellaneous costs

Combined Public Benefits Charge

- Conservation and Load Management Charge
- Renewable Energy Investment Charge
- Systems Benefit Charge

Public Benefits

FMCC Charge	751.00kWh X \$0.04791	\$35.98
Comb Public Benefit Chrg	751.00kWh X \$0.04026	\$30.24
Subtotal Public Benefits		\$66.22

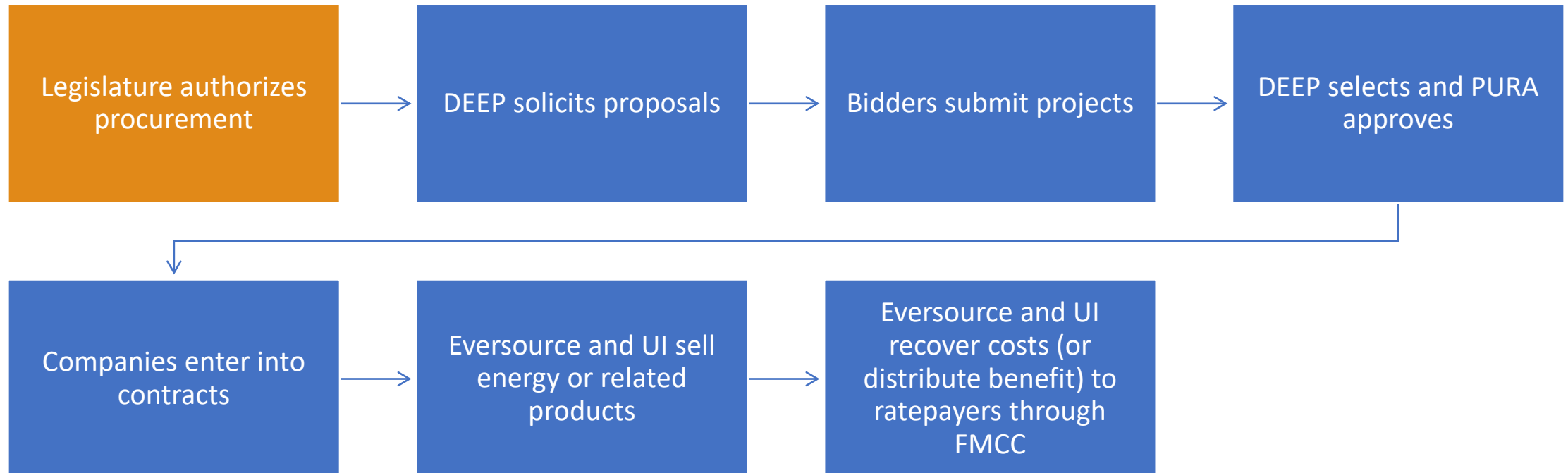
FMCC Charge

- Energy procurements
- Compensation for energy produced by customers
- Other miscellaneous costs

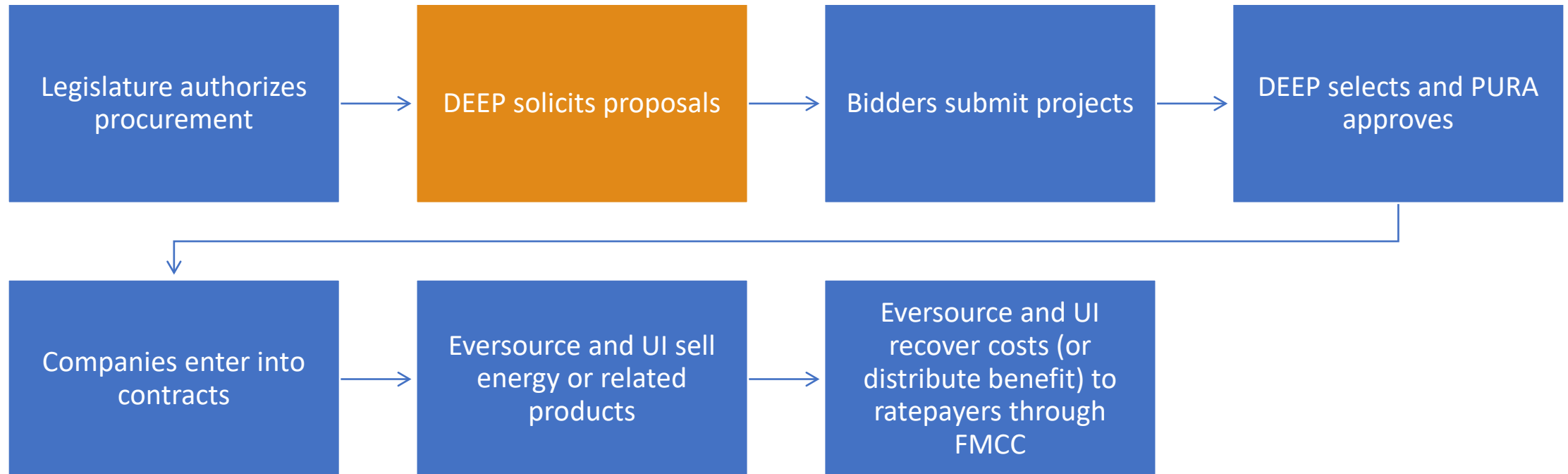
Combined Public Benefits Charge

- Conservation and Load Management Charge
- Renewable Energy Investment Charge
- **Systems Benefit Charge**

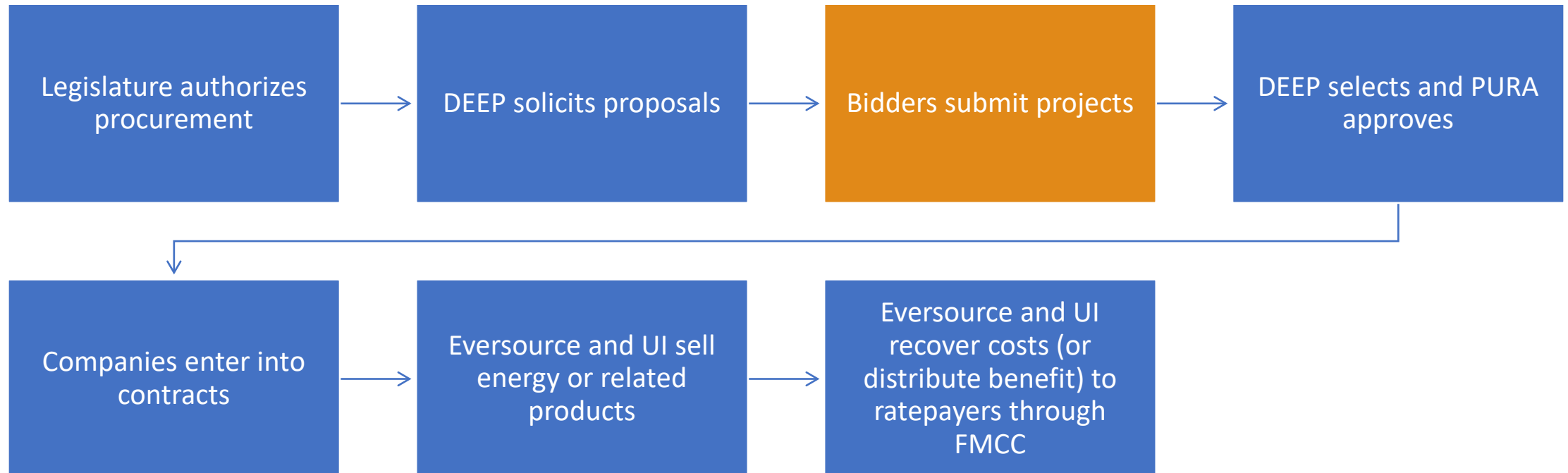
Energy Procurement Process



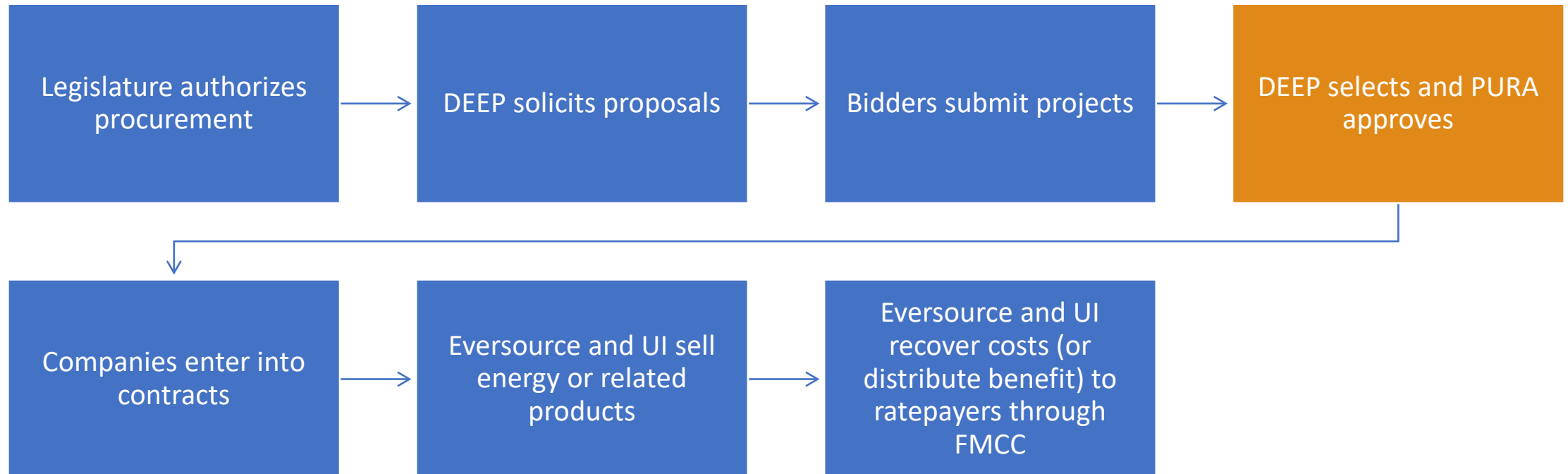
Energy Procurement Process



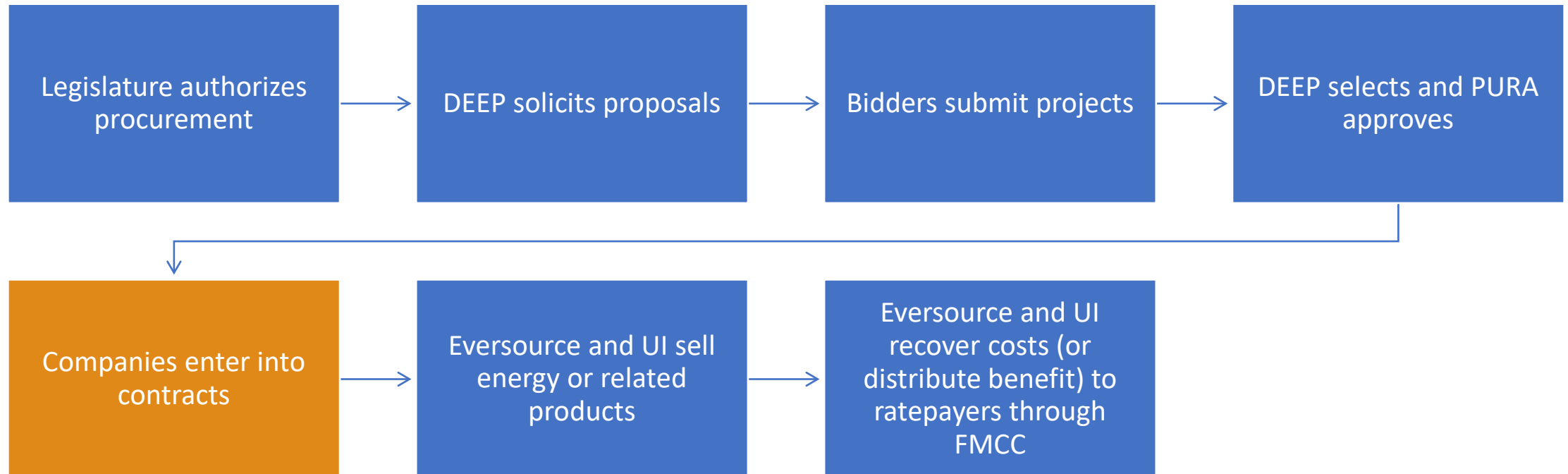
Energy Procurement Process



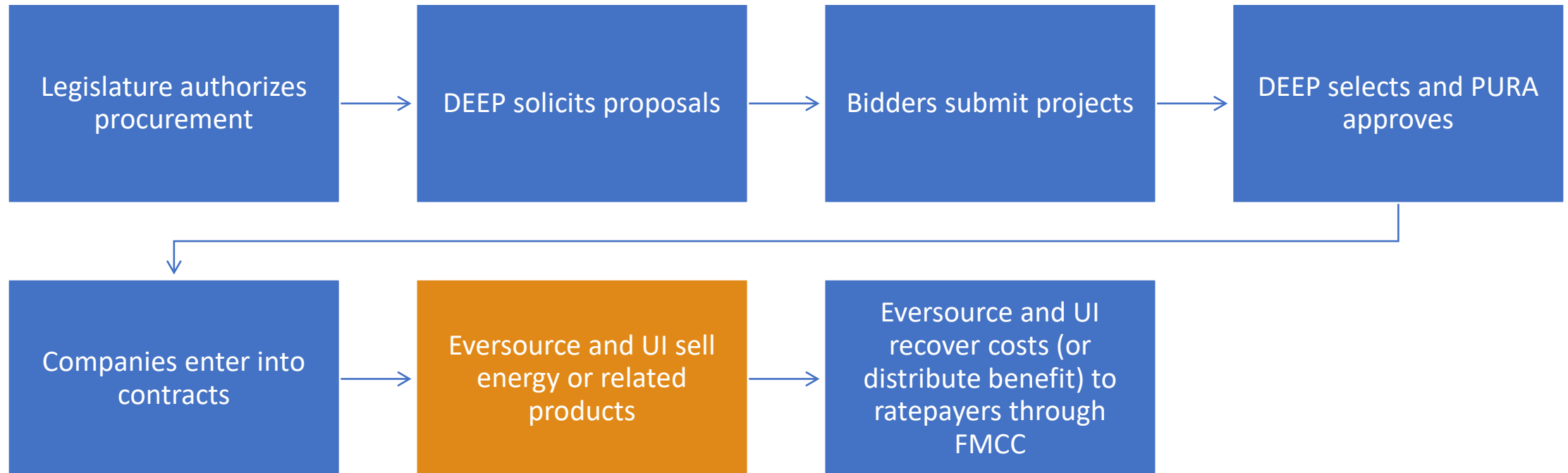
Energy Procurement Process



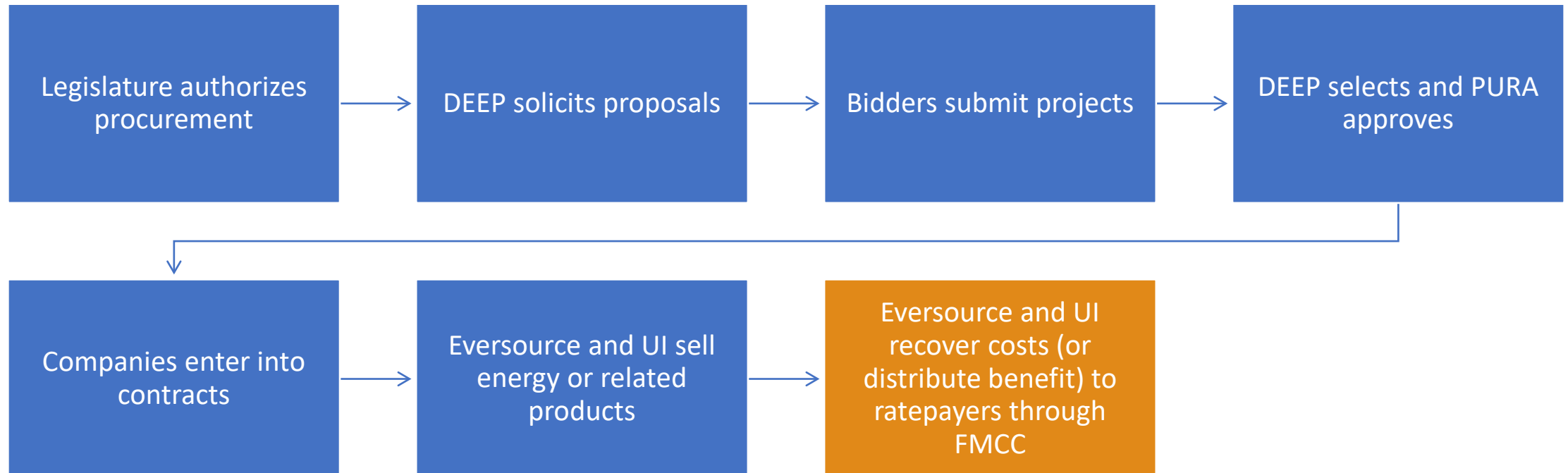
Energy Procurement Process



Energy Procurement Process



Energy Procurement Process



Millstone Power Station

- 2017 legislation authorizes procurement
- “At-Risk” Proceeding
- Eversource and UI enter 10-year contracts (2019-2029)
- Energy market volatility
- Multistate procurements
- New demand from data centers?



Existing Law

- Set in statute
- Winter shut-off moratorium (November through May annually)
- Residential hardship customers

Public Health Emergency

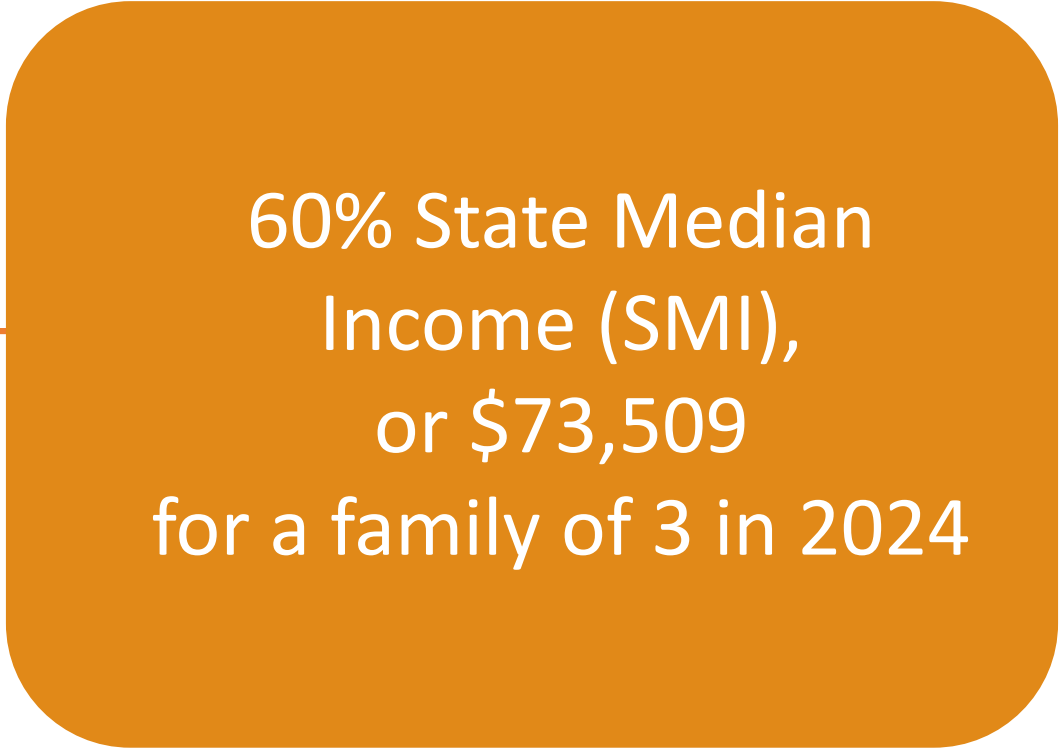
- Set through PURA docket
- Shut-off moratorium year round
- All customers at first (until 2021), then residential hardship customer only (until 2024)



When the moratorium ends, utilities may terminate service for customers in arrears who fail to enroll in a payment plan or pay their balance in full. Arrearages that accrue during a shut-off moratorium are not forgiven (except for partial forgiveness for customers in matching payment plans).

Hardship Customers

- Receive local, state, or federal assistance
- Have Social Security, U.S. Department of Veterans Affairs, or unemployment compensation benefits as their sole source of financial support
- Are unemployed heads of household with household incomes less than 300% of the Federal Poverty Limit
- Have income under 125% of the Federal Poverty Limit
- Face deprivation of food and necessities of life for themselves or their dependent children if payment of a delinquent bill is required
- Are seriously ill or have seriously ill household members (CGS § 16-252c(b)(3))



60% State Median
Income (SMI),
or \$73,509
for a family of 3 in 2024

Public Benefits

FMCC Charge	751.00kWh X \$0.04791	\$35.98
Comb Public Benefit Chrg	751.00kWh X \$0.04026	\$30.24
Subtotal Public Benefits		\$66.22

FMCC Charge

- Energy procurements
- Compensation for energy produced by customers
- Other miscellaneous costs

Combined Public Benefits Charge

- Conservation and Load Management Charge
- Renewable Energy Investment Charge
- Systems Benefit Charge

FMCC Charge

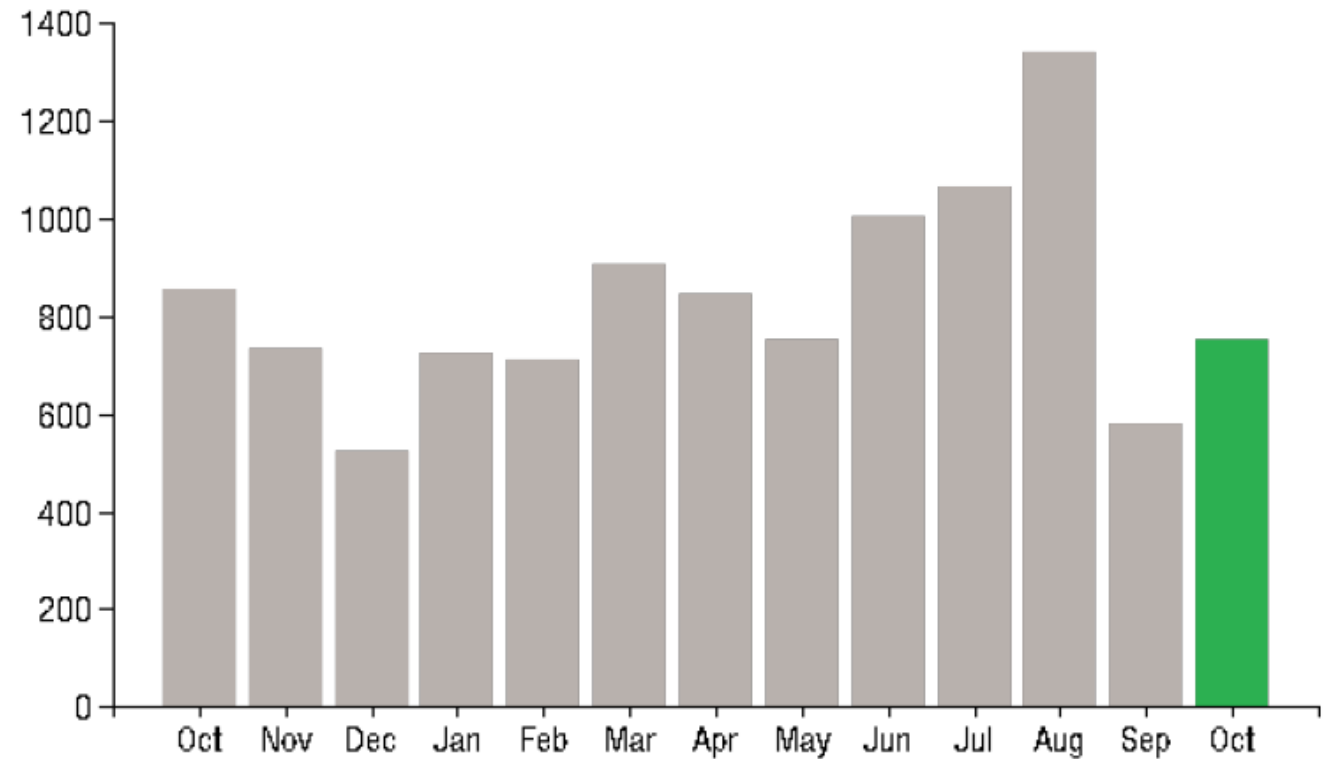
Company	Rate Increase (per kWh)	Bill Impact (700 kWh)
Eversource	\$0.04035	+ \$28.25
UI	\$0.026086	+ \$18.26

Systems Benefit Charge

Company	Rate Increase (per kWh)	Bill Impact (700 kWh)
Eversource	\$0.02533	+\$17.73
UI	\$0.018366	+ \$12.86

Rate Impacts
Depend on
Usage

Usage History - Total Monthly kWh



Avg. Temp.	59°	43°	42°	36°	37°	46°	51°	62°	72°	78°	74°	67°	60°
------------	-----	-----	-----	-----	-----	-----	-----	-----	-----	-----	-----	-----	-----



Questions?



2024 ISSUES CONFERENCE

December 13, 2024
10:00 AM - 12:30 PM



OFFICE OF LEGISLATIVE RESEARCH