

Connecticut General Assembly



OFFICE OF FISCAL ANALYSIS

Alan Calandro, Director
PHONE: (860) 240-0200
FAX: (860) 240-0052
<http://www.cga.ct.gov/ofa>

ROOM 5200
Legislative Office Building
Hartford, CT. 06106-1591
ofa@cga.ct.gov

March 12, 2013

The following is an update on the previous information we had distributed on the March 1st sequester impact. Previously, the estimated impact of the sequester was \$56.1 million. Based on the release of the final across-the-board percentage reductions by the Office of Management and Budget (OMB), the revised impact of the March 1st sequester to Connecticut is \$52.6 million for nondefense programs. The attached PDF table identifies the revised reduction amount by grant program.^[1]

In our last report we did not include the impact on defense program funding in CT which is significantly larger than the nondefense program impact. Based on FY 10 Department of Defense (DoD) outlays of approximately \$11.8 billion, Connecticut would experience a sequester reduction of about \$906.5 million. Much of this is still being determined and many details are still unknown. A breakdown is provided in the table below:

| Connecticut: Potential Impact of Defense Sequester (in thousands) | | | |
|---|-------------------|------------------------|-----------------------|
| Category | FY 10 DoD Outlays | \$ Sequester Reduction | % Sequester Reduction |
| Procurement | 11,113,554 | (866,857) | -7.8% |
| Wages ¹ | 622,135 | (19,355) | -3.1% |
| Grants | 54,724 | (20,247) | -37.0% |
| Total | 11,790,413 | (906,459) | -7.7% |

¹ Wages include active and inactive military and civilian outlays.

Also attached you will find a document that shows:

1. CT nondefense federal funding by program category
2. CT nondefense reductions by program category
3. CT nondefense federal funding by recipient category
4. CT nondefense reductions by recipient category
5. CT defense spending and reductions

A Second Sequester?

Congress is currently working on a Continuing Resolution (CR) to fund programs for the remainder of FY 13. The content and passage of such a CR may remove the need for a second sequester, which would be triggered when the current CR expires on March 27th. We will provide additional information as it becomes available.

If you have any questions please contact Emily Shepard (x0227) or myself (x0212).

^[1] Data provided by Federal Funds Information for States (FFIS).

Connecticut: Post March 1st Sequester (in thousands)

Source: FFIS

| Program | Discretionary / Mandatory | Covered (C)/Exempt (E) under Sequestration | FY 2013 Covered under Sequester | Sequester Reduction (\$) | Sequester Reduction (%) |
|---|---------------------------|--|---------------------------------|--------------------------|-------------------------|
| Boating Safety | Mandatory | C | 1,252 | -67 | -5.1% |
| Citizen Corps | Discretionary | C | 0 | 0 | 0.0% |
| Customs Service Misc. Permanent Appr. | Mandatory | C | 0 | 0 | 0.0% |
| Emergency Food and Shelter Program | Discretionary | C | 1,398 | -74 | -5.0% |
| Emergency Management Performance Grants | Discretionary | C | 4,641 | -244 | -5.0% |
| State Homeland Security Grant Program | Discretionary | C | 2,678 | -141 | -5.0% |
| Crime Victims Fund - Assistance | Mandatory | C | 4,793 | -258 | -5.1% |
| Crime Victims Fund - Compensation | Mandatory | C | 0 | 0 | 0.0% |
| Justice Assistance Grants | Discretionary | C | 1,880 | -99 | -5.0% |
| Juvenile Accountability Block Grant | Discretionary | C | 270 | -14 | -5.0% |
| Juvenile Justice Formula Grants | Discretionary | C | 382 | -20 | -5.0% |
| Res. Substance Abuse Trtmnt - State Prisoners | Discretionary | C | 94 | -5 | -5.0% |
| State Criminal Alien Assistance Program | Discretionary | C | 965 | -51 | -5.0% |
| Violence Against Women | Discretionary | C | 1,660 | -87 | -5.0% |
| Coop State Research Animal Health/Disease | Discretionary | C | 24 | -1 | -5.0% |
| Coop State Research Coop Forestry | Discretionary | C | 347 | -18 | -5.0% |
| Coop State Research Hatch Act | Discretionary | C | 2,115 | -111 | -5.0% |
| Extension Service 1890 Colleges | Discretionary | C | 0 | 0 | 0.0% |
| Extension Service Expand Food & Nutrition | Discretionary | C | 516 | -27 | -5.0% |
| Extension Service Pest Management | Discretionary | C | 65 | -3 | -5.0% |
| Extension Service Renewable Resources | Discretionary | C | 44 | -2 | -5.0% |
| Extension Service Smith Lever | Discretionary | C | 2,050 | -108 | -5.0% |
| Forest Service - National Forests | Mandatory | C | 0 | 0 | 0.0% |
| Resource Conservation Dev. Tech. Ass't. | Discretionary | C | 0 | 0 | 0.0% |
| Senior Farmer's Market Nutrition Program | Mandatory | C | 85 | -5 | -5.1% |
| Special Milk Program | Mandatory | C | 296 | -16 | -5.1% |
| Specialty Crop Block Grant | Mandatory | C | 383 | -21 | -5.1% |
| TEFAP - Emergency Food Asst. Administration | Discretionary | C | 431 | -23 | -5.0% |
| Watershed - Flood Financial Assistance | Discretionary | C | 0 | 0 | 0.0% |
| Watershed Planning | Discretionary | C | 0 | 0 | 0.0% |
| WIC - Supplemental Feeding Program | Discretionary | C | 45,330 | -2,386 | -5.0% |
| WIC Farmers' Market Nutrition Program | Discretionary | C | 303 | -16 | -5.0% |
| Appalachian Regional Comm - Local Development | Discretionary | C | 0 | 0 | 0.0% |
| Coastal Zone Management | Discretionary | C | 1,869 | -98 | -5.0% |
| 21st Century Community Learning Centers | Discretionary | C | 7,667 | -404 | -5.0% |
| Adult Education Basic Grant | Discretionary | C | 4,456 | -235 | -5.0% |
| Assistive Technology State Grant Program | Discretionary | C | 377 | -20 | -5.0% |
| Byrd Honors Scholarships | Discretionary | C | 0 | 0 | 0.0% |
| Centers for Independent Living | Discretionary | C | 820 | -43 | -5.0% |

Connecticut: Post March 1st Sequester (in thousands)

Source: FFIS

| Program | Discretionary / Mandatory | Covered (C)/Exempt (E) under Sequestration | FY 2013 Covered under Sequester | Sequester Reduction (\$) | Sequester Reduction (%) |
|--|---------------------------|--|---------------------------------|--------------------------|-------------------------|
| Client Assistance State Grants | Discretionary | C | 119 | -6 | -5.0% |
| College Work-Study | Discretionary | C | 10,468 | -551 | -5.0% |
| Comp Ed (Title I) - Local Education Agencies | Discretionary | C | 99,495 | -5,237 | -5.0% |
| Comp Ed (Title I) - Migrant | Discretionary | C | 985 | -52 | -5.0% |
| Comp Ed (Title I) - State School Improvement Grants | Discretionary | C | 3,501 | -184 | -5.0% |
| Comp Ed (Title I)- Even Start | Discretionary | C | 0 | 0 | 0.0% |
| Comp Ed (Title I)- State Agency Neglect & Delinq. | Discretionary | C | 1,539 | -81 | -5.0% |
| Drug - Free Schools & Communities State Grants | Discretionary | C | 0 | 0 | 0.0% |
| Education For Homeless Youth | Discretionary | C | 445 | -23 | -5.0% |
| Education Technology State Grants | Discretionary | C | 0 | 0 | 0.0% |
| English Literacy and Civics Education State Grants | Discretionary | C | 861 | -45 | -5.0% |
| Impact Aid - Basic Support Payments | Discretionary | C | 4,092 | -215 | -5.0% |
| Impact Aid - Construction | Discretionary | C | 0 | 0 | 0.0% |
| Impact Aid - Special Education Payment | Discretionary | C | 166 | -9 | -5.0% |
| Independent Living | Discretionary | C | 298 | -16 | -5.0% |
| Indian Education - Grants to Local Educ. Agencies | Discretionary | C | 0 | 0 | 0.0% |
| Innovative Educ. Prog. Strategies State Grants | Discretionary | C | 0 | 0 | 0.0% |
| Language Acquis. Grants | Discretionary | C | 5,510 | -290 | -5.0% |
| Leveraging Educational Assistance Partnership | Discretionary | C | 0 | 0 | 0.0% |
| Mathematics and Science Partnerships | Discretionary | C | 848 | -45 | -5.0% |
| Protection & Advocacy Individual Rts | Discretionary | C | 168 | -9 | -5.0% |
| Reading First State Grants | Discretionary | C | 0 | 0 | 0.0% |
| Rehab. Services - Basic State Grant | Mandatory | C | 20,946 | -1,126 | -5.1% |
| Rural and Low-Income Schools Program | Discretionary | C | 58 | -3 | -5.0% |
| Services for Older Blind Individuals | Discretionary | C | 372 | -20 | -5.0% |
| Small, Rural School Achievement Program | Discretionary | C | 1,115 | -59 | -5.0% |
| Special Education Basic State Grant | Discretionary | C | 126,283 | -6,646 | -5.0% |
| Special Education Infants & Toddlers | Discretionary | C | 3,874 | -204 | -5.0% |
| Special Education Preschool Grants | Discretionary | C | 4,598 | -242 | -5.0% |
| State Grants for Improving Teacher Quality | Discretionary | C | 21,471 | -1,130 | -5.0% |
| State Grants for Workplace and Community Transition Training for Incarcerated Individ. | Discretionary | C | 0 | 0 | 0.0% |
| State Library Program | Discretionary | C | 1,948 | -103 | -5.0% |
| State Testing Funds | Discretionary | C | 5,235 | -276 | -5.0% |
| Supplemental Educ. Opportunity Grants | Discretionary | C | 8,282 | -436 | -5.0% |
| Supported Employment State Grants | Discretionary | C | 287 | -15 | -5.0% |
| Voc Ed - Basic State Grant | Discretionary | C | 9,232 | -486 | -5.0% |
| Voc Ed - Technical Prep | Discretionary | C | 0 | 0 | 0.0% |
| Election Reform Requirements Payments | Discretionary | C | 0 | 0 | 0.0% |
| Abandoned Mine Reclamation Fund | Mandatory | C | 0 | 0 | 0.0% |

Connecticut: Post March 1st Sequester (in thousands)

Source: FFIS

| Program | Discretionary / Mandatory | Covered (C)/Exempt (E) under Sequestration | FY 2013 Covered under Sequester | Sequester Reduction (\$) | Sequester Reduction (%) |
|--|----------------------------------|---|--|---------------------------------|--------------------------------|
| BLM - Payments in Lieu of Taxes | Mandatory | C | 28 | -2 | -5.1% |
| Coastal Impact Assistance Program | Mandatory | C | 0 | 0 | 0.0% |
| Fish & Wildlife - Fish Restoration | Mandatory | C | 3,398 | -183 | -5.1% |
| Fish & Wildlife - Hunter Safety | Mandatory | C | 1,151 | -62 | -5.1% |
| Fish & Wildlife - Wildlife Restoration | Mandatory | C | 1,446 | -78 | -5.1% |
| Historic Preservation Fund | Discretionary | C | 703 | -37 | -5.0% |
| Minerals Mgmt. Service: Mineral Leasing | Mandatory | C | 0 | 0 | 0.0% |
| State Wildlife Grants | Discretionary | C | 457 | -24 | -5.0% |
| Surface Mining Reclamation | Discretionary | C | 0 | 0 | 0.0% |
| Community Service Employ for Older Americans | Discretionary | C | 4,593 | -242 | -5.0% |
| Disab. Veterans' Outreach Program | Discretionary | C | 977 | -51 | -5.0% |
| Employment Service State Grants | Discretionary | C | 7,538 | -397 | -5.0% |
| Local Veterans Employment Representative Program | Discretionary | C | 748 | -39 | -5.0% |
| UI State Administration Base Allocation | Discretionary | C | 57,732 | -3,039 | -5.0% |
| Workforce Investment Act - Adult Training | Discretionary | C | 7,541 | -397 | -5.0% |
| Workforce Investment Act - Dislocated Workers | Discretionary | C | 11,784 | -620 | -5.0% |
| Workforce Investment Act - Youth Activities | Discretionary | C | 8,406 | -442 | -5.0% |
| Natl. Endowment for the Arts- State Programs | Discretionary | C | 705 | -37 | -5.0% |
| Natl. Endowment for the Humanities | Discretionary | C | 2,457 | -129 | -5.0% |
| EDA - Economic Adjustment | Discretionary | C | 0 | 0 | 0.0% |
| EDA - Planning | Discretionary | C | 22 | -1 | -5.0% |
| EDA - Public Works | Discretionary | C | 2,645 | -139 | -5.0% |
| EDA - Technical Assistance | Discretionary | C | 83 | -4 | -5.0% |
| State Energy Program | Discretionary | C | 433 | -23 | -5.0% |
| Weatherization Assistance Program | Discretionary | C | 1,261 | -66 | -5.0% |
| EPA - Clean Water SRF Grants | Discretionary | C | 16,716 | -880 | -5.0% |
| EPA - Drinking Water SRF Grants | Discretionary | C | 8,579 | -452 | -5.0% |
| EPA - Hazardous Waste Financial Assistance | Discretionary | C | 2,368 | -125 | -5.0% |
| EPA - Nonpoint Source (Sec. 319) | Discretionary | C | 1,464 | -77 | -5.0% |
| EPA - Pesticides Enforcement | Discretionary | C | 201 | -11 | -5.0% |
| EPA - Pollution Control (Sec. 106) | Discretionary | C | 2,123 | -112 | -5.0% |
| EPA - Public Water System Supervision | Discretionary | C | 1,330 | -70 | -5.0% |
| EPA - State and Local Air Quality Management | Discretionary | C | 3,790 | -199 | -5.0% |
| EPA - Underground Injection Control | Discretionary | C | 54 | -3 | -5.0% |
| Comm Devel. Block Grant - Entitlement (Locals) | Discretionary | C | 22,160 | -1,166 | -5.0% |
| Comm Devel. Block Grant - Nonentitlement (States) | Discretionary | C | 10,649 | -560 | -5.0% |
| Emergency Solutions Grants - Entitlement (Locals) | Discretionary | C | 1,130 | -59 | -5.0% |
| Emergency Solutions Grants - Nonentitlement (States) | Discretionary | C | 2,003 | -105 | -5.0% |
| HOME Investment Partnerships - Entitlement (Locals) | Discretionary | C | 4,502 | -237 | -5.0% |

Connecticut: Post March 1st Sequester (in thousands)

Source: FFIS

| Program | Discretionary / Mandatory | Covered (C)/Exempt (E) under Sequestration | FY 2013 Covered under Sequester | Sequester Reduction (\$) | Sequester Reduction (%) |
|---|------------------------------|---|------------------------------------|-----------------------------|----------------------------|
| HOME Investment Partnerships - Nonentitlement (States) | Discretionary | C | 6,458 | -340 | -5.0% |
| Housing Opportunities for Persons with AIDS | Discretionary | C | 3,086 | -162 | -5.0% |
| Public Housing Capital Fund | Discretionary | C | 21,498 | -1,131 | -5.0% |
| Public Housing Operating Fund | Discretionary | C | 56,553 | -2,976 | -5.0% |
| FTA - Capital Investment Grants (New Starts) | Discretionary | C | 0 | 0 | 0.0% |
| Administration on Aging Congregate Meals | Discretionary | C | 5,010 | -264 | -5.0% |
| Administration on Aging Home Delivered Meals | Discretionary | C | 2,451 | -129 | -5.0% |
| Administration on Aging Support Services | Discretionary | C | 4,210 | -222 | -5.0% |
| Battered Women's Shelters | Discretionary | C | 1,211 | -64 | -5.0% |
| CAPTA State Grants | Discretionary | C | 293 | -15 | -5.0% |
| CDC - Immunization Grants | Discretionary | C | 5,629 | -298 | -5.0% |
| CDC: State and Local Capacity | Discretionary | C | 7,567 | -398 | -5.0% |
| Chafee Education and Training Vouchers | Discretionary | C | 465 | -24 | -5.0% |
| Child Care & Devel. Block Grant | Discretionary | C | 14,280 | -752 | -5.0% |
| Child Welfare Services | Discretionary | C | 1,770 | -93 | -5.0% |
| Community Services Block Grant | Discretionary | C | 7,773 | -409 | -5.0% |
| Community-Based Child Abuse Prevention | Discretionary | C | 919 | -48 | -5.0% |
| Consolidated Health Centers | Discretionary | C | 32,261 | -1,183 | -3.5% |
| Devel Disabilities - Basic Support | Discretionary | C | 691 | -36 | -5.0% |
| Devel Disabilities - Protection & Advoc. | Discretionary | C | 381 | -20 | -5.0% |
| Family Caregiver | Discretionary | C | 1,792 | -94 | -5.0% |
| Head Start | Discretionary | C | 56,337 | -2,965 | -5.0% |
| Health Services - Black Lung | Discretionary | C | 0 | 0 | 0.0% |
| Health Services - Family Planning | Discretionary | C | 2,634 | -139 | -5.0% |
| Healthy Start | Discretionary | C | 1,290 | -68 | -5.0% |
| Homeless Mental Health (PATH) | Discretionary | C | 821 | -43 | -5.0% |
| Hospital Preparedness Program | Discretionary | C | 3,996 | -210 | -5.0% |
| Low Income Home Energy Assistance | Discretionary | C | 76,018 | -4,001 | -5.0% |
| Maternal & Child Health Block Grant | Discretionary | C | 4,449 | -234 | -5.0% |
| Mental Health Block Grant | Discretionary | C | 4,267 | -225 | -5.0% |
| Nutrition Services Incentive Program | Discretionary | C | 1,361 | -72 | -5.0% |
| Preventive Health -- Rape Prevention and Education | Discretionary | C | 398 | -21 | -5.0% |
| Preventive Health Block Grant | Discretionary | C | 1,032 | -54 | -5.0% |
| Preventive Health Services | Discretionary | C | 249 | -13 | -5.0% |
| Promoting Safe and Stable Families | Mandatory/Discretionary | C | 2,007 | -108 | -5.1% |
| Protection and Advocacy for Individuals with Mental Illness | Discretionary | C | 410 | -22 | -5.0% |
| Refugee Assistance Cash & Medical | Discretionary | C | 814 | -43 | -5.0% |
| Refugee Assistance Social Services | Discretionary | C | 383 | -20 | -5.0% |
| Refugee Targeted Assistance | Discretionary | C | 0 | 0 | 0.0% |

Connecticut: Post March 1st Sequester (in thousands)

Source: FFIS

| Program | Discretionary / Mandatory | Covered (C)/Exempt (E) under Sequestration | FY 2013 Covered under Sequester | Sequester Reduction (\$) | Sequester Reduction (%) |
|---|---------------------------|--|---------------------------------|--------------------------|-------------------------|
| Runaway & Homeless Youth - Basic Center | Discretionary | C | 504 | -27 | -5.0% |
| Ryan White - HIV/AIDS Part A | Discretionary | C | 10,130 | -533 | -5.0% |
| Ryan White - HIV/AIDS Part B | Discretionary | C | 14,136 | -744 | -5.0% |
| Social Services Block Grant | Mandatory | C | 18,467 | -992 | -5.1% |
| Substance Abuse Prevent. & Treatment Block Grant | Discretionary | C | 16,137 | -849 | -5.0% |
| Voting Access for Individuals with Disabilities - P & A | Discretionary | C | 67 | -4 | -5.0% |
| Voting Access for Individuals with Disabilities - State | Discretionary | C | 0 | 0 | 0.0% |
| Vulnerable Elder Rights Protection Activities | Discretionary | C | 247 | -13 | -5.0% |
| FHWA - National Highway Performance Program | Discretionary | C/E | 7,596 | -408 | -0.1% |
| Child Nutrition - Adult & Child Care Food | Mandatory | E | N/A | 0 | 0.0% |
| Child Nutrition - Commodities | Mandatory | E | N/A | 0 | 0.0% |
| Child Nutrition - School Breakfast | Mandatory | E | N/A | 0 | 0.0% |
| Child Nutrition - School Lunch | Mandatory | E | N/A | 0 | 0.0% |
| Child Nutrition - State Admin Expenses | Mandatory | E | N/A | 0 | 0.0% |
| Child Nutrition - Summer Food Program | Mandatory | E | N/A | 0 | 0.0% |
| Commodity Supp. Food Program | Discretionary | E | N/A | 0 | 0.0% |
| Food Stamp Benefits | Mandatory | E | N/A | 0 | 0.0% |
| Food Stamp Employment and Training Program | Mandatory | E | N/A | 0 | 0.0% |
| Food Stamp State Administration | Mandatory | E | N/A | 0 | 0.0% |
| Nutrition Assistance for Puerto Rico | Mandatory | E | N/A | 0 | 0.0% |
| TEFAP - Emergency Food Asst. Commodities | Mandatory | E | N/A | 0 | 0.0% |
| Pell Grants | Discretionary/Mandatory | E | N/A | 0 | 0.0% |
| Internal Revenue Collections For PR | Mandatory | E | N/A | 0 | 0.0% |
| Appalachian Regional Comm - Highways | Discretionary | E | N/A | 0 | 0.0% |
| TVA Payments in Lieu Of Taxes | Mandatory | E | N/A | 0 | 0.0% |
| Airport Improvement Program | Discretionary | E | N/A | 0 | 0.0% |
| FHWA - Bridge Replacement & Rehabilitation | Discretionary | E | N/A | 0 | 0.0% |
| FHWA - Congestion Mitigation & Air Quality | Discretionary | E | N/A | 0 | 0.0% |
| FHWA - Coordinated Border Infrastructure Program | Discretionary | E | N/A | 0 | 0.0% |
| FHWA - Equity Bonus | Discretionary | E | N/A | 0 | 0.0% |
| FHWA - High Priority Projects | Discretionary | E | N/A | 0 | 0.0% |
| FHWA - Highway Safety Improvement Program | Discretionary | E | N/A | 0 | 0.0% |
| FHWA - Interstate Maintenance | Discretionary | E | N/A | 0 | 0.0% |
| FHWA - Metropolitan Planning | Discretionary | E | N/A | 0 | 0.0% |
| FHWA - National Highway System | Discretionary | E | N/A | 0 | 0.0% |
| FHWA - Railway Highway Crossings | Discretionary | E | N/A | 0 | 0.0% |
| FHWA - Recreational Trails | Discretionary | E | N/A | 0 | 0.0% |
| FHWA - Safe Routes to School | Discretionary | E | N/A | 0 | 0.0% |
| FHWA - Surface Transportation Program | Discretionary | E | N/A | 0 | 0.0% |

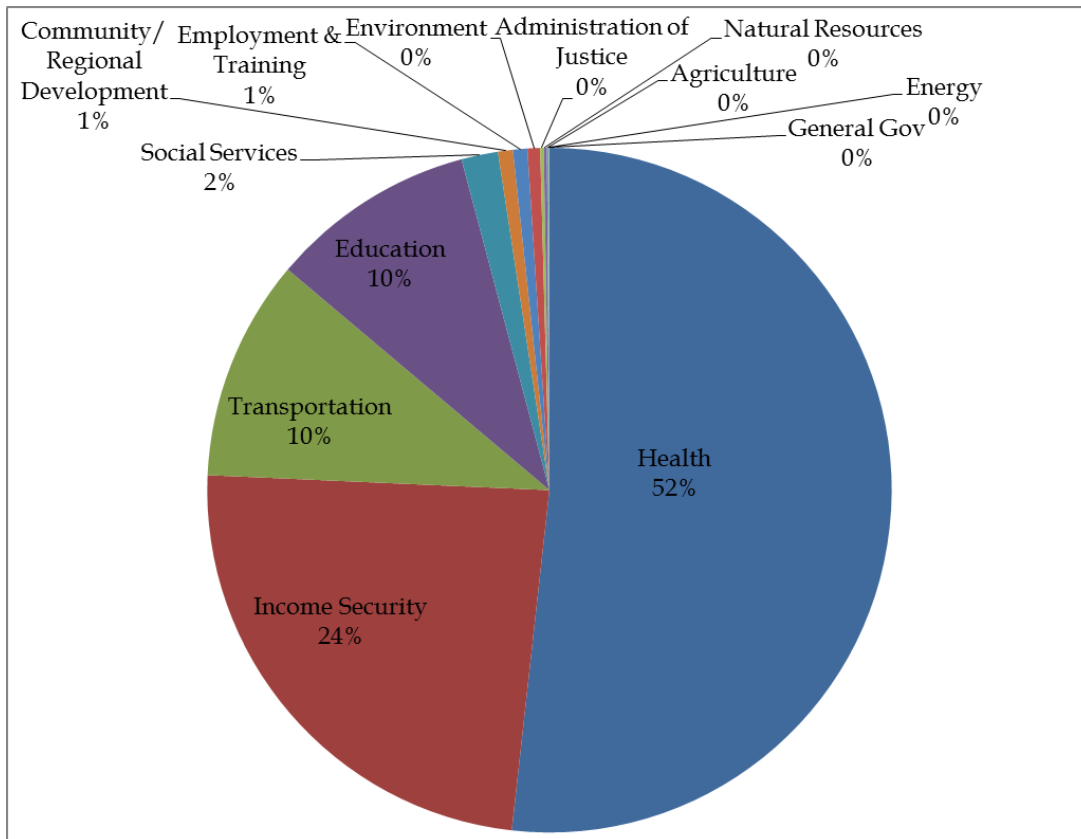
Connecticut: Post March 1st Sequester (in thousands)

Source: FFIS

| Program | Discretionary / Mandatory | Covered (C)/Exempt (E) under Sequestration | FY 2013 Covered under Sequester | Sequester Reduction (\$) | Sequester Reduction (%) |
|---|------------------------------|---|------------------------------------|-----------------------------|----------------------------|
| FHWA - Territorial & Puerto Rico Highway Programs | Discretionary | E | N/A | 0 | 0.0% |
| FHWA - Transportation Alternatives | Discretionary | E | N/A | 0 | 0.0% |
| FTA - Bus and Bus Facilities | Discretionary | E | N/A | 0 | 0.0% |
| FTA - Capital Assistance for the Elderly and Disabled | Discretionary | E | N/A | 0 | 0.0% |
| FTA - Fixed Guideway Modernization | Discretionary | E | N/A | 0 | 0.0% |
| FTA - Job Access and Reverse Commute | Discretionary | E | N/A | 0 | 0.0% |
| FTA - Nonurbanized Area Formula | Discretionary | E | N/A | 0 | 0.0% |
| FTA - Urbanized Area Formula | Discretionary | E | N/A | 0 | 0.0% |
| State & Community Highway Safety | Discretionary | E | N/A | 0 | 0.0% |
| Access and Visitation Grants | Mandatory | E | N/A | 0 | 0.0% |
| Adoption Assistance | Mandatory | E | N/A | 0 | 0.0% |
| Chafee Foster Care Independence | Mandatory | E | N/A | 0 | 0.0% |
| Child Care Entitle. Mandatory & Matching | Mandatory | E | N/A | 0 | 0.0% |
| Child Supp. Enforcement Administration | Mandatory | E | N/A | 0 | 0.0% |
| Child Supp. Enforcement Fed Share Collection | Mandatory | E | N/A | 0 | 0.0% |
| Children's Health Insurance Program | Mandatory | E | N/A | 0 | 0.0% |
| Foster Care | Mandatory | E | N/A | 0 | 0.0% |
| Medicaid - Administration | Mandatory | E | N/A | 0 | 0.0% |
| Medicaid - Vendor Payments | Mandatory | E | N/A | 0 | 0.0% |
| Temporary Assistance For Needy Families | Mandatory | E | N/A | 0 | 0.0% |
| Vaccines for Children | Mandatory | E | N/A | 0 | 0.0% |
| | | | 1,008,615 | -52,640 | |

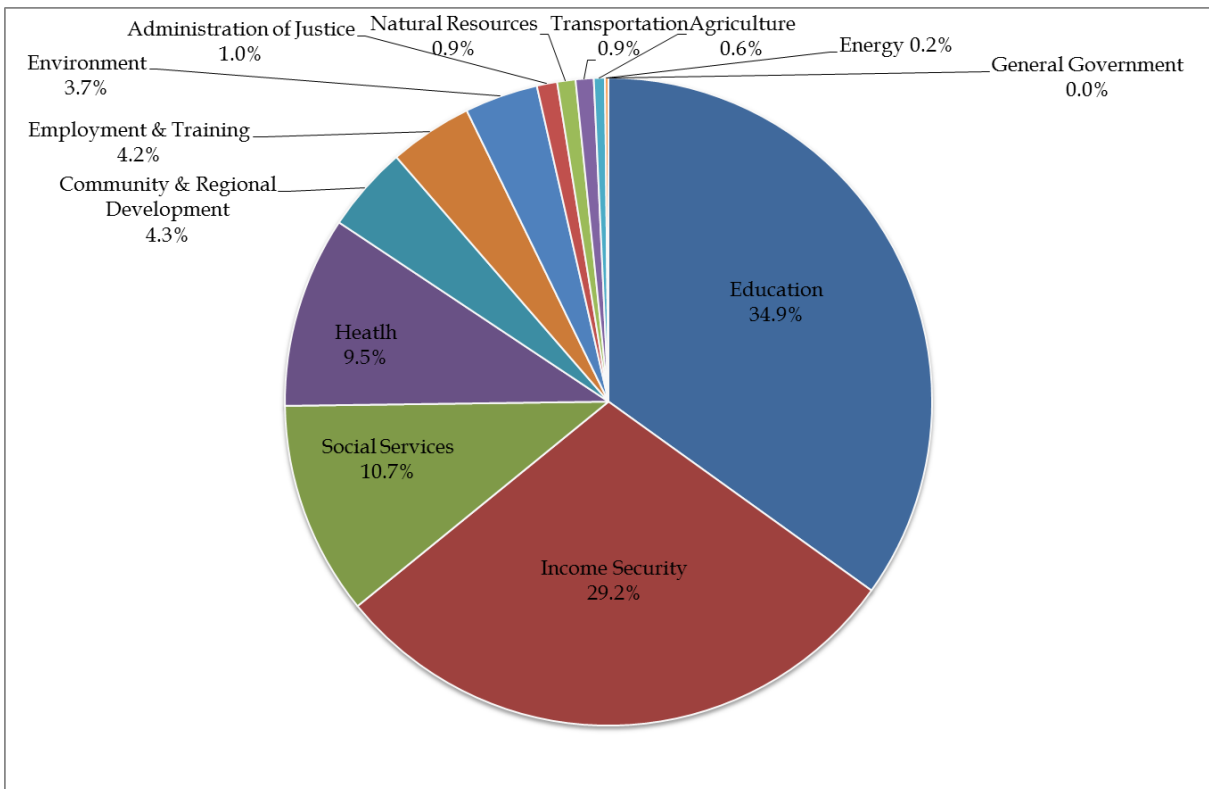
OFFICE OF FISCAL ANALYSIS
Estimated Impact of March 1st Sequester on Connecticut

| CT: Total FY 13 Annualized CR Funding by Budget Category (in thousands) | | |
|--|------------------|-------------------|
| Budget Category | \$ Amount | % of Total |
| Health | 3,338,243 | 51.8% |
| Income Security | 1,544,299 | 23.9% |
| Transportation | 673,866 | 10.4% |
| Education | 626,554 | 9.7% |
| Social Services | 111,816 | 1.7% |
| Community & Regional Development | 45,134 | 0.7% |
| Employment & Training | 43,776 | 0.7% |
| Environment | 38,551 | 0.6% |
| Administration of Justice | 10,578 | 0.2% |
| Natural Resources | 9,507 | 0.1% |
| Agriculture | 5,837 | 0.1% |
| Energy | 1,784 | <0.1% |
| General Government | 30 | <0.1% |
| Total | 6,449,974 | 100% |



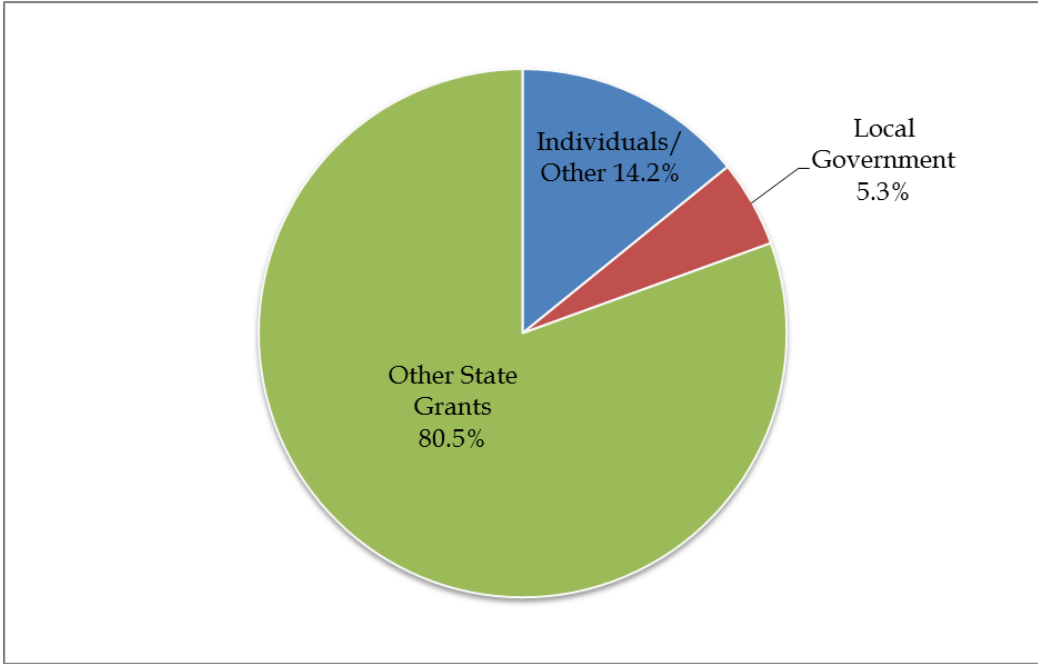
OFFICE OF FISCAL ANALYSIS
Estimated Impact of March 1st Sequester on Connecticut

| CT: FY 13 Funding Covered under March 1st Sequester by Budget Category (in thousands) | | |
|--|---------------------|-------------------|
| Budget Category | \$ Reduction | % of Total |
| Education | (18,375) | 34.9% |
| Income Security | (15,385) | 29.2% |
| Social Services | (5,612) | 10.7% |
| Health | (5,022) | 9.5% |
| Community & Regional Development | (2,257) | 4.3% |
| Employment & Training | (2,189) | 4.2% |
| Environment | (1,928) | 3.7% |
| Administration of Justice | (534) | 1.0% |
| Natural Resources | (482) | 0.9% |
| Transportation | (475) | 0.9% |
| Agriculture | (292) | 0.6% |
| Energy | (89) | 0.2% |
| General Government | (2) | <0.1% |
| Total | (52,642) | 100% |



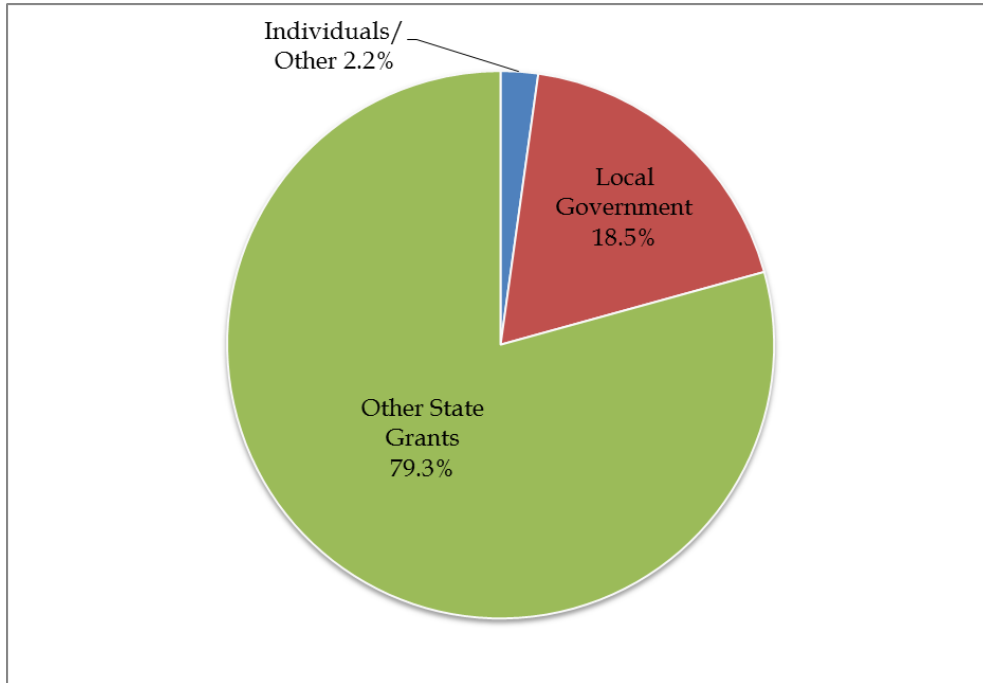
OFFICE OF FISCAL ANALYSIS
Estimated Impact of March 1st Sequester on Connecticut

| CT: FY 13 Total Grant Funding by Type of Grant (in thousands) | | |
|--|------------------|-------------------|
| Type of Grant | \$ Amount | % of Total |
| Individuals/Other | 912,702 | 14.2% |
| Local Government | 342,801 | 5.3% |
| Other State Grants | 5,194,471 | 80.5% |
| Total | 6,449,974 | 100% |



OFFICE OF FISCAL ANALYSIS
Estimated Impact of March 1st Sequester on Connecticut

| CT: FY 13 Funding Covered under March 1st Sequester by Type of Grant (in thousands) | | |
|--|---------------------|-------------------|
| Type of Grant | \$ Reduction | % of Total |
| Individuals/Other | (1,159) | 2.2% |
| Local Government | (9,746) | 18.5% |
| Other State Grants | (41,735) | 79.3% |
| Total | (52,640) | 100.0% |



OFFICE OF FISCAL ANALYSIS
Estimated Impact of March 1st Sequester on Connecticut

| Connecticut: Potential Impact of Defense Sequester (in thousands) | | | |
|--|------------------------------|-----------------------------------|----------------------------------|
| Category | FY 10 DoD Outlays | \$ Sequester Reduction | % Sequester Reduction |
| Procurement | 11,113,554 | (866,857) | -7.8% |
| Wages ¹ | 622,135 | (19,355) | -3.1% |
| Grants | 54,724 | (20,247) | -37.0% |
| Total | 11,790,413 | (906,459) | -7.7% |

¹ Wages include active and inactive military and civilian outlays.

