

2018 GENERAL ELECTION - NOVEMBER 6th

Ballot Order Worksheet

120th Assembly - 21st Senatorial

District	Registered		Ballots		Percent Ordered
	Voters	80%	Ordered	Ordered	
1	662	529.6	600	90.63%	
2	1,935	1548	1,600	82.69% *	
5	584	467.2	500	85.62%	
6	2,874	2299.2	2,300	80.03%	
7	3,567	2853.6	2,900	81.30%	
8	1,403	1122.4	1,200	85.53%	
9	2,416	1932.8	2,000	82.78%	
10	3,395	2716	2,800	82.47%	
Total	16,836		13,900	82.56%	

122nd Assembly - 21st Senatorial

District	Registered		Ballots		Percent Ordered
	Voters	80%	Ordered	Ordered	
8	2,523	2018.4	2,100	83.23% *	
9	1,500	1200	1,200	80.00%	
Total	4,023		3,300	82.03%	

121st Assembly - 21st Senatorial

District	Registered		Ballots		Percent Ordered
	Voters	80%	Ordered	Ordered	
1	3,162	2529.6	2,600	82.23%	
2	1,451	1160.8	1,200	82.70%	
3	308	246.4	300	97.40% *	
4	1,341	1072.8	1,100	82.03%	
5	2,514	2011.2	2,100	83.53%	
6	743	594.4	600	80.75%	
Total	9,519		7,900	82.99%	

121st Assembly - 23rd Senatorial

District	Registered		Ballots		Percent Ordered
	Voters	80%	Ordered	Ordered	
2	103	82.4	100	97.09%	
3	3,162	2529.6	2,600	82.23%	
4	1,660	1328	1,400	84.34% *	
Total	4,925		4,100	83.25%	

* One package used for machine testing.

CERTIFICATION OF BALLOT ORDER

Pursuant to Section 5 of Public Act No. 11-46 "AN ACT CONCERNING THE INTEGRITY OF ELECTIONS

TOWN: STRATFORD
ABSENTEE BALLOTS
 STATE ELECTION
 NOVEMBER 6, 2018

POLLING LOCATION	CODE	DISTRICT	QTY
LORDSHIP SCHOOL	LDS	21-120	50
LORDSHIP SCHOOL	LDS	21-121	100
STRATFORD HIGH SCHOOL	SHS	21-120	100
STRATFORD HIGH SCHOOL	SHS	21-121	50
STRATFORD HIGH SCHOOL	SHS	23-121	50
JOHNSON HOUSE	JNH	21-121	25
JOHNSON HOUSE	JNH	23-121	100
FRANKLIN SCHOOL	FRK	21-121	50
FRANKLIN SCHOOL	FRK	23-121	50
NICHOLS SCHOOL	NCL	21-120	50
NICHOLS SCHOOL	NCL	21-121	100
WOOSTER SCHOOL	WOO	21-120	100
WOOSTER SCHOOL	WOO	21-121	25
WILCOXSON SCHOOL	WLX	21-120	100
CHAPEL SCHOOL	CHA	21-120	100
CHAPEL SCHOOL	CHA	21-122	200
BUNNELL HIGH SCHOOL	BHS	21-120	100
BUNNELL HIGH SCHOOL	BHS	21-122	200
SECOND HILL LANE SCHOOL	SHL	21-120	100
TOTAL QTY			1,650

RECEIVED FOR RECORD
 SUSAN M. PAWLUK
 2018 SEP 19 PM 1:50
 STRATFORD TOWN CLERK

HISTORICAL INFORMATION

YEAR	NUMBER OF REGISTERED VOTERS	NUMBER CHECKED AS HAVING VOTED BY ABSENTEE	ELECTION TYPE
2014	30,916	649	GOVERNOR
2010	31,116	719	GOVERNOR
2006	28,904	794	GOVERNOR

Paul R. MacGousson - Asst. Registrar

Louis A. DeCilio, Republican Registrar of Voters

Date: September 19, 2018

Richard T. Marcone

Richard T. Marcone, Democratic Registrar of Voters

Date: September 19, 2018

Susan M. Pawluk

Susan M. Pawluk, Town Clerk

Date: September 19, 2018

CERTIFICATION OF BALLOT ORDER

Pursuant to Section 5 of Public Act No. 11-46 "AN ACT CONCERNING THE INTEGRITY OF ELECTIONS
You should use a separate form for each polling place in your municipality

TOWN: STRATFORD

ELECTION / PRIMARY DATE: November 6, 2018


POLLING PLACE NAME: EDR

NUMBER OF BALLOTS ORDERED FOR THIS POLLING PLACE: 1,600

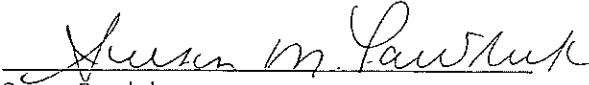
POLLING LOCATION	HISTORICAL INFORMATION			
	PREVIOUS HIGH TURNOUT STATE ELECTION BASED ON REGISTERED VOTERS	PERCENTAGE RECOMMENDED by SOTS (2 ½% - 5%)	RECOMMENDED BALLOT ORDER BASED ON HIGH PERCENTAGE	ACTUAL BALLOT ORDER PER POLLING LOCATION
Lordship 21-120	530	5%	26	50
Lordship 21-121	2,530	5%	126	150
SHS 21-120	1,548	5%	77	100
SHS 21-121	1,161	5%	58	50
SHS 23-121	82	5%	4	50
Johnson 21-121	246	5%	12	50
Johnson 23-121	2,530	5%	126	150
Franklin 21-121	1,073	5%	54	50
Franklin 23-121	1,328	5%	66	50
Nichols 21-120	467	5%	23	50
Nichols 21-121	2,011	5%	101	100
Wooster 21-120	2,299	5%	115	100
Wooster 21-121	594	5%	30	50
Wilcoxson 21-120	2,854	5%	143	150
Chapel 21-120	1,122	5%	56	50
Chapel 21-122	2,018	5%	101	100
BHS 21-120	1,933	5%	97	100
BHS 21-122	1,200	5%	60	50
2 nd Hill Lane School	2,716	5%	136	150
TOWN HALL	OTHER RELEVANT FACTORS: This will be the fifth year EDR (Election Day Registration) will take affect. We, the Registrar of Voters in the Town of Stratford, based on the recommendation from the Secretary of the States Office that we order anywhere between 2 1/2 % - 5% of the previous high voter turnout, have decided to order 5% of the total registered voters rounding to the nearest fifty. Based on previous Election Day Gubernatorial Ballots, this should more than suffice.			



Louis A. DeCilio
Republican Registrar of Voters



Richard T. Marcone
Democrat Registrar of Voters



Susan Pawluk
Town Clerk

Date: September 18, 2018

Date: September 18, 2018

Date: September 18, 2018

RECEIVED FOR RECORD
 SUSAN M. PAWLUK
 2018 SEP 19 AM 9:37
 STRATFORD TOWN CLERK

CERTIFICATION OF BALLOT ORDER

Pursuant to Section 5 of Public Act No. 11-46 "AN ACT CONCERNING THE INTEGRITY OF ELECTIONS"

You should use a separate form for each polling place in your municipality

TOWN: STRATFORD

ELECTION / PRIMARY DATE: November 6, 2018


POLLING PLACE NAME: 21 State Senate and the 120th State Assembly (Lordship, Stratford High, Nichols, Wooster, Wilcoxson, Chapel, Bunnell High and Second Hill Lane)

NUMBER OF BALLOTS ORDERED FOR THIS POLLING PLACE: 13,900

HISTORICAL INFORMATION			
YEAR	NUMBER OF REGISTERED VOTERS	NUMBER CHECKED AS HAVING VOTED	TURNOUT PERCENTAGE
2016	16,553	12,487	75.4%
2014	15,188	8,096	53.3%
2012	15,421	11,439	74.2%
2010	14,234	8,031	56.4%
2008	14,665	11,373	77.6%
2006	13,423	8,088	60.3%


OTHER RELEVANT FACTORS: The years taken into consideration were for State and Federal Elections and specifically for the State Senate and State Representative Districts that apply. The 2008, 2012 and 2016 Elections included the office of President, while the 2006, 2010 and 2014 election cycle were for Governor therefore turnout was lower. This election cycle will include Governor.

There are currently 16,836 Active Registered Voters in district 21 – 120. Based on the ratios above will be ordering 13,900 ballots (not including Absentee and EDR Ballots) representing a 82.56% ratio. This will more than satisfy the anticipated need.



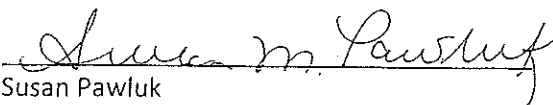
Louis A. DeCilio
Republican Registrar of Voters

Date: September 14, 2018



Richard T. Marcone
Democrat Registrar of Voters

Date: September 14, 2018



Susan Pawluk
Town Clerk

Date: September 14, 2018

RECEIVED FOR RECORD
SUSAN M. PAWLUK
2018 SEP 18 AM 11:38
STRATFORD TOWN CLERK

CERTIFICATION OF BALLOT ORDER

Pursuant to Section 5 of Public Act No. 11-46 "AN ACT CONCERNING THE INTEGRITY OF ELECTIONS"

You should use a separate form for each polling place in your municipality

TOWN: STRATFORD

ELECTION / PRIMARY DATE: November 6, 2018

POLLING PLACE NAME: 21 State Senate and the 122nd State Assembly (Chapel and Burnell Hill)

NUMBER OF BALLOTS ORDERED FOR THIS POLLING PLACE: 3,300

RECEIVED FOR RECORD
SUSAN M. PAWLUK
2018 SEP 18 AM 11:38
STRATFORD TOWN CLERK

HISTORICAL INFORMATION			
YEAR	NUMBER OF REGISTERED VOTERS	NUMBER CHECKED AS HAVING VOTED	TURNOUT PERCENTAGE
2016	3,976	3,037	76.38%
2014	3,100	2,086	67.3%
2012	3,790	2,726	71.9%
2010	4,462	2,885	64.7%
2008	4,624	3,678	79.5%
2006	4,354	2,882	66.2%


OTHER RELEVANT FACTORS: The years taken into consideration were for State and Federal Elections and specifically for the State Senate and State Representative Districts that apply. The 2008, 2012 and 2016 Elections included the office of President, while the 2006, 2010 and 2014 election cycle were for Governor therefore turnout was lower. This election cycle will include Governor.

There are currently 4,023 Active Registered Voters in district 21 – 122. Based on the ratios above will be ordering 3,300 ballots (not including Absentee or EDR Ballots) representing a 82.03% ratio. This will more than satisfy the anticipated need.




Louis A. DeCilio
Republican Registrar of Voters

Date: September 14, 2018



Richard T. Marcone
Democrat Registrar of Voters

Date: September 14, 2018



Susan Pawluk
Town Clerk

Date: September 14, 2018