


***Juvenile Justice Policy and  
Oversight Committee***


***Nov. 15<sup>th</sup>, 2018***

***Legislative Office Building  
2pm Room 2A***

# Progress Report



- Update:
  - Educational Committee:
    - Co-Chairs:
      - State Rep. Robyn Porter
      - Joshua Perry, Deputy Director at Connecticut Legal Services
    - Public Act No. 18-31 “An Act Concerning the Recommendations of the JJPOC and Concerning the Transfer of Juvenile Services from the DCF to CSSD of the Judicial Branch”
- Presentation:
  - 2018 JJPOC Annual Strategic Goals



## ***Educational Committee***

# Purpose

PA 18-31 (q): “[D]evelop a detailed plan concerning the overall coordination, oversight, supervision, and direction of all vocational and academic educational services and programs for children in justice system custody, and the provisions of education-related transitional support services for children returning to the community from justice system custody.”

# Opportunity

- Ongoing structural change: DCF to CSSD
- Falling numbers: Admission & length of stay
- High costs – and vanishing dollars:
  - 35K / student
  - What happens to Kady school dollars
- No clear metrics for success

# Structure

- Education Committee has been formed
  - Co-Chairs: State Rep. Robyn Porter and Joshua Perry
  - Membership includes 11 key stakeholders (see handout)
- The Committee has convened twice (Sept and Oct) and will meet monthly throughout 2019

# Deliverable


An implementation plan, submitted by January 1, 2020, addressing:

- Structural Consolidation
- Accountability Structures
- Staffing Supports
- Reentry Supports

# Strategies

- Data collection on justice system education
- Financial projections
- Studying the existing Connecticut model
- Learning from national best practices






***2018 Annual  
Report on  
Strategic Goals***

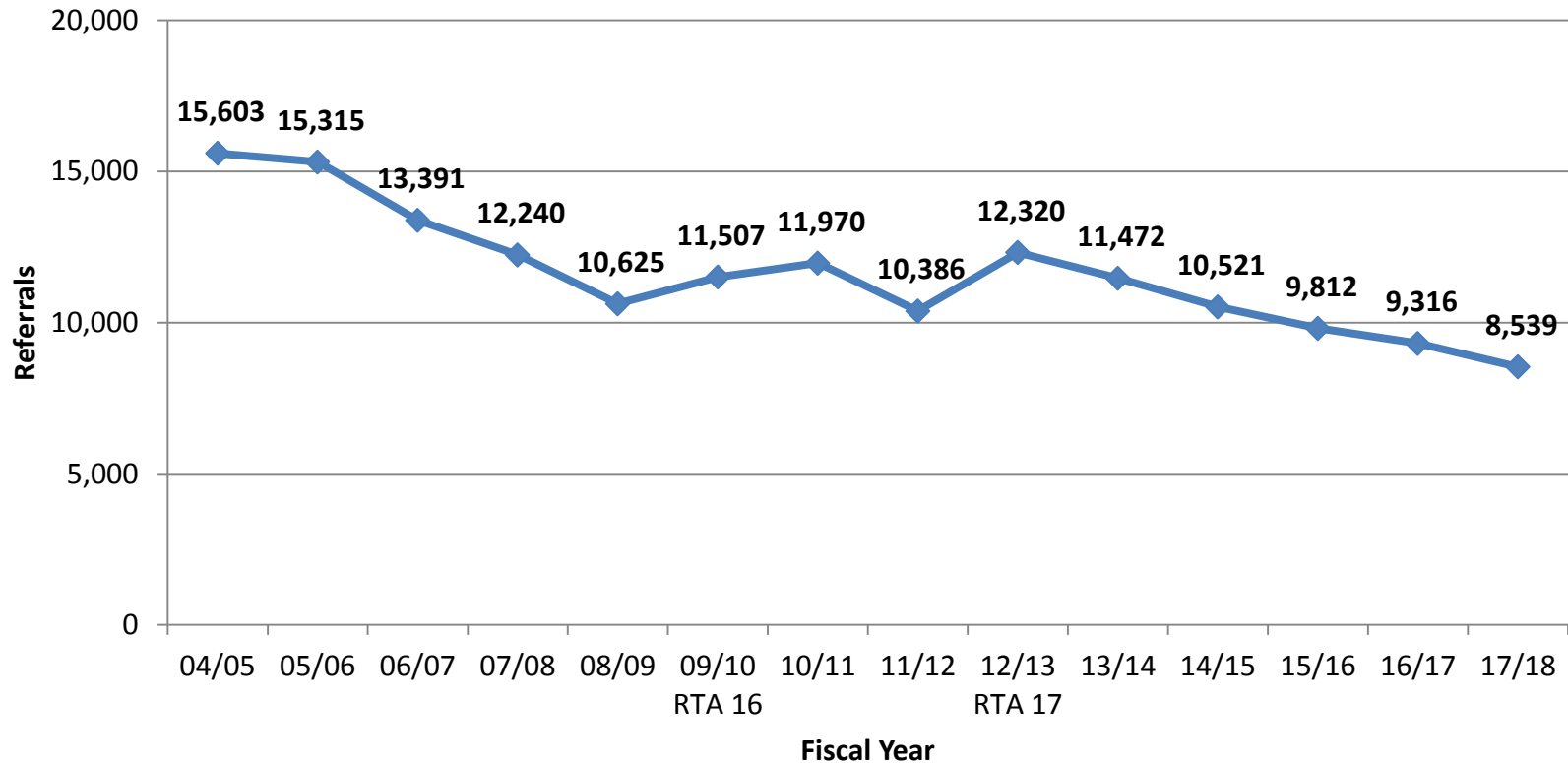

# Target Goals

- Goals established in June 2015
- By June 30, 2018:
  - Increase the number diverted by 20%
  - Decrease the number incarcerated by 30%
  - Decrease re-arrest rate by 10%

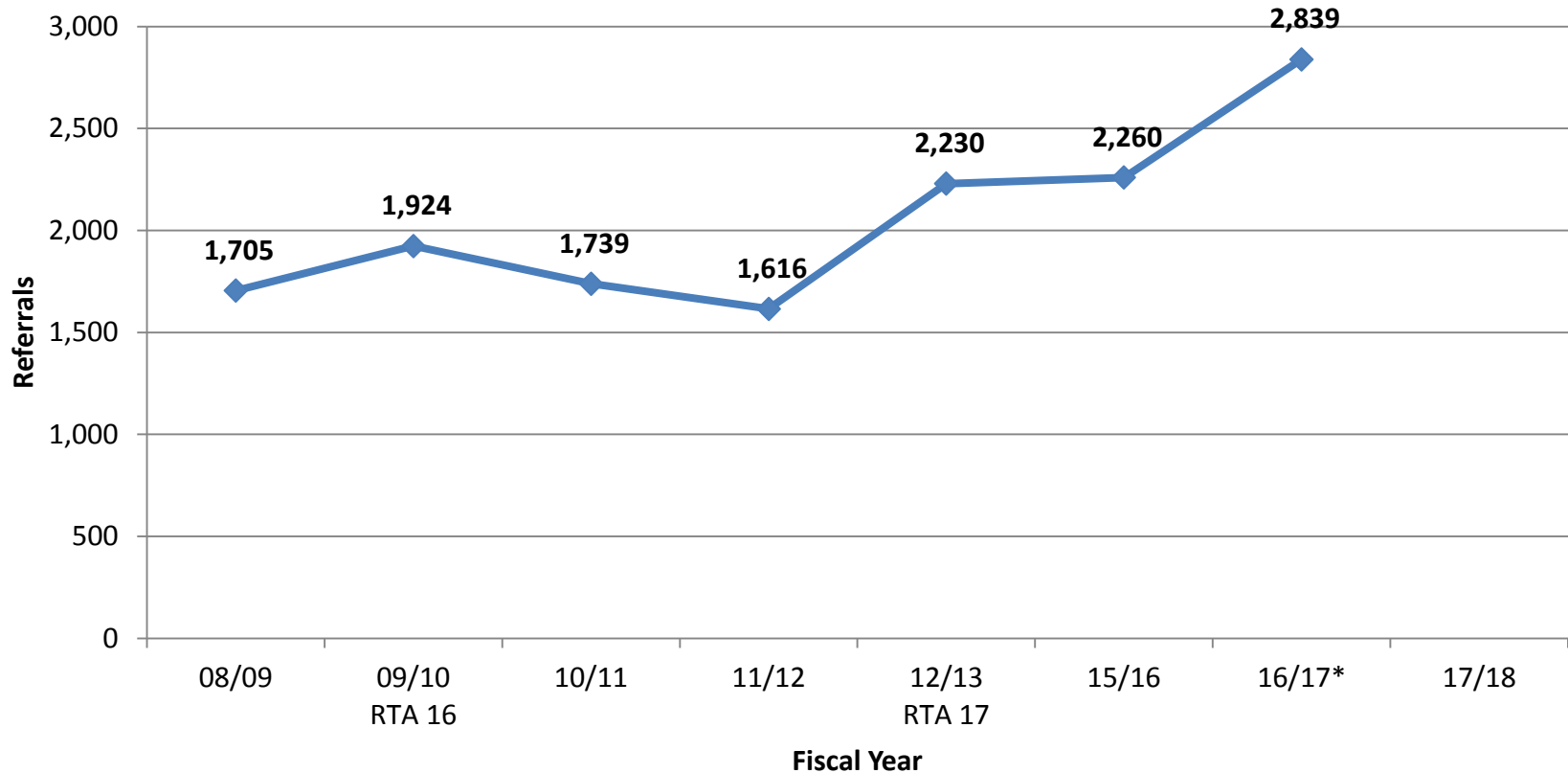



## ***Diversion***

# Delinquency Referrals to Juvenile Court by FY, 2005-18




# Statewide Juvenile Review Board Referrals by FY, 2009-18



\*Reflects final FY17 referrals

# Diversion Goal Summary

Goal: 20% Increase



## Juvenile Delinquency Referrals


FY14 Baseline	11,471
Goal (by FY18)	9,178
Progress through FY18	8,539
Percent reduction	-25.6%

- **Status:** Goal Achieved

## Juvenile Review Board Referrals

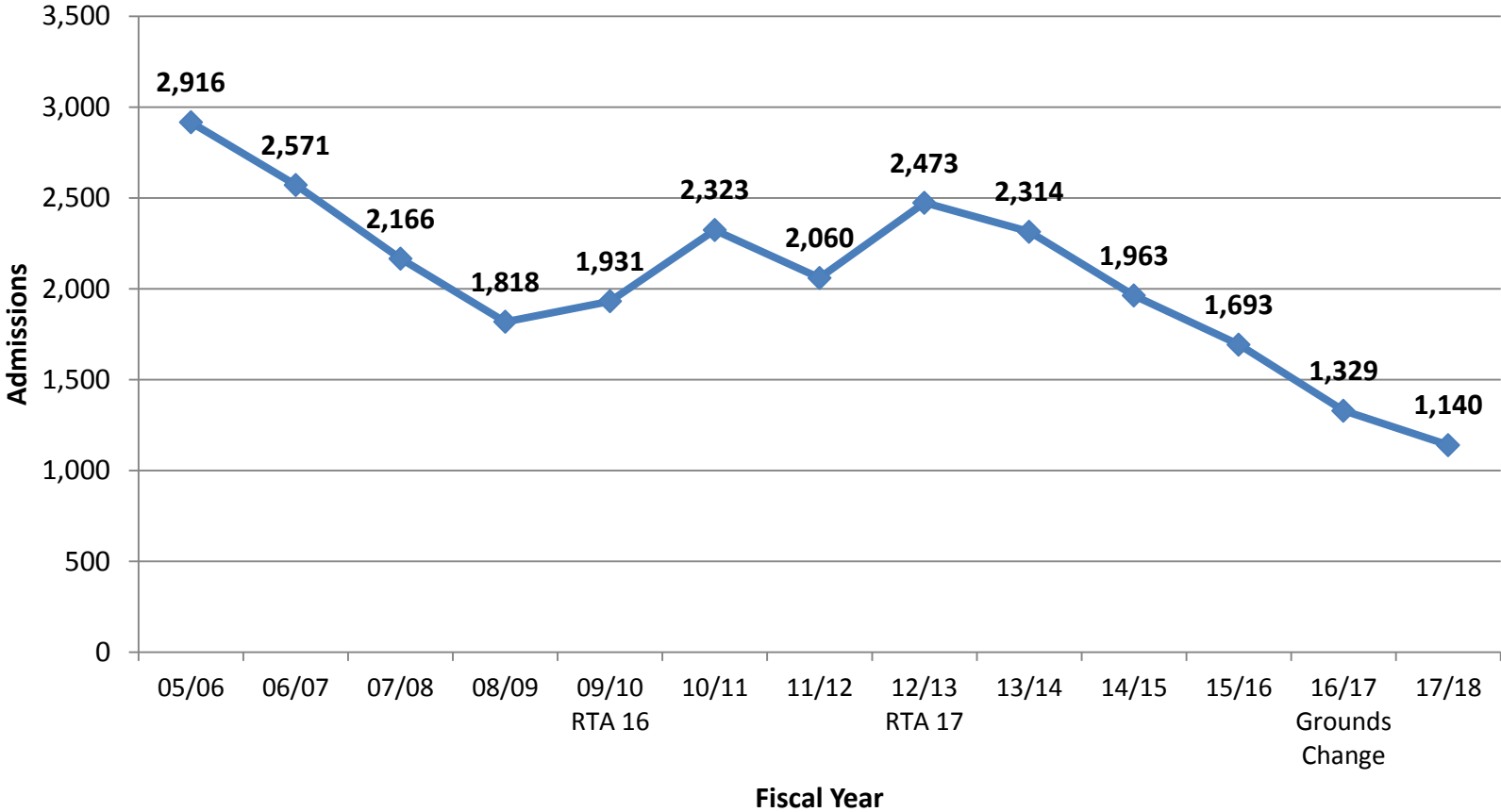

FY13 Baseline	2,230
Goal (by FY18)	2,676
Progress through FY17	2,839
Percent increase	27%

- **Status:** Awaiting final data and analysis from YSBs.



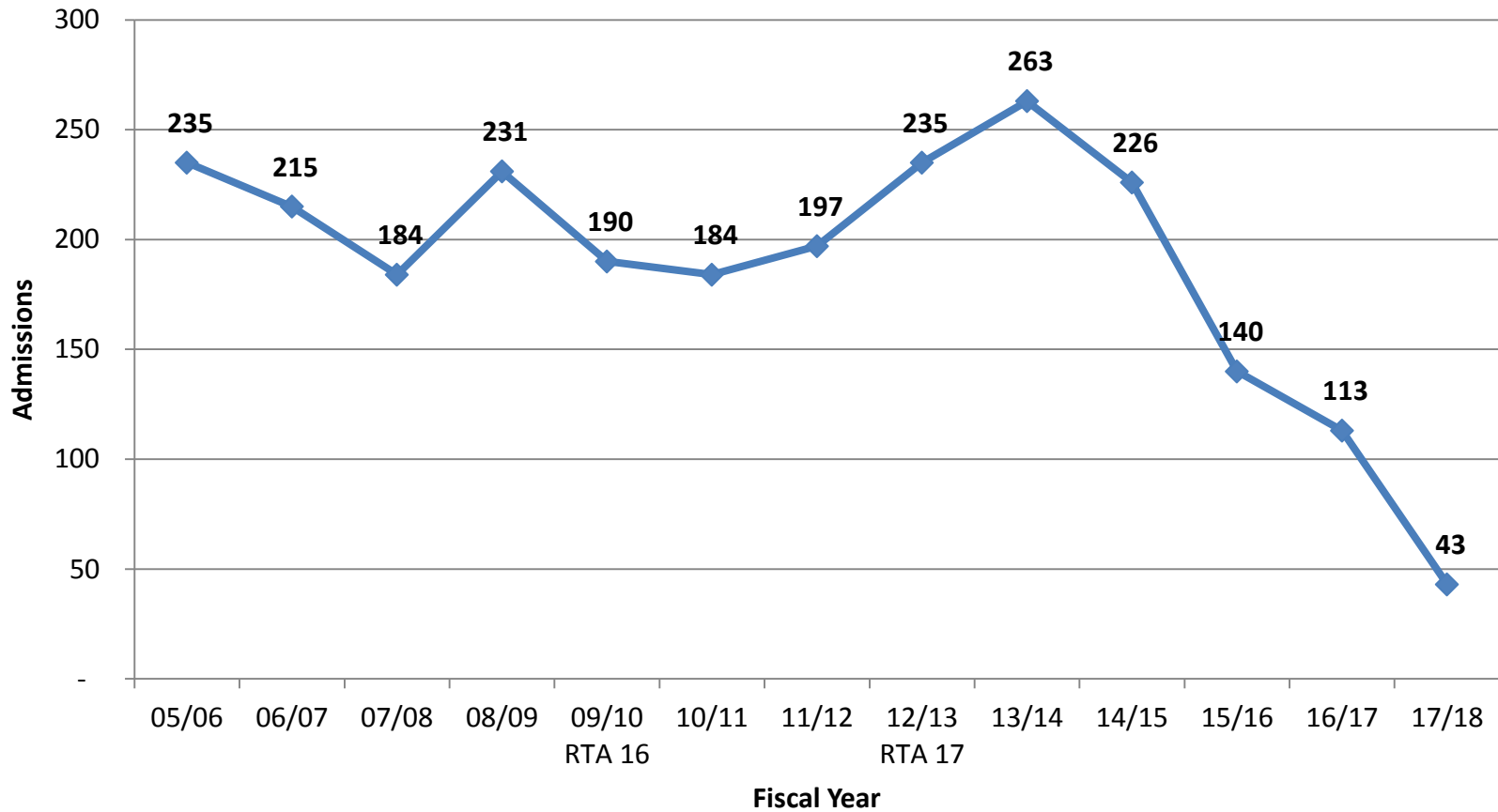

# ***Incarceration***

# State-run Juvenile Detention Center Admissions by FY, 2006-18

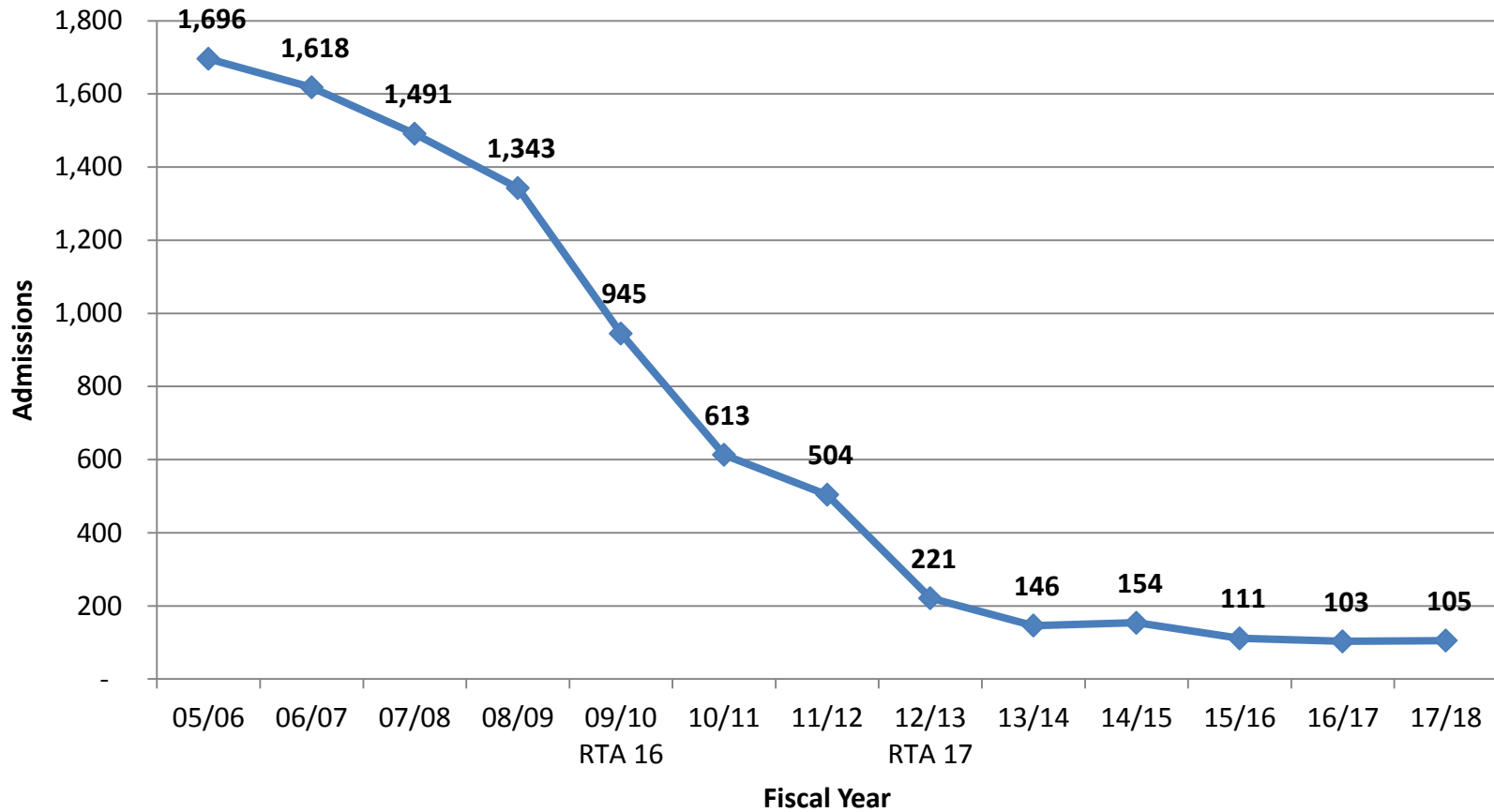





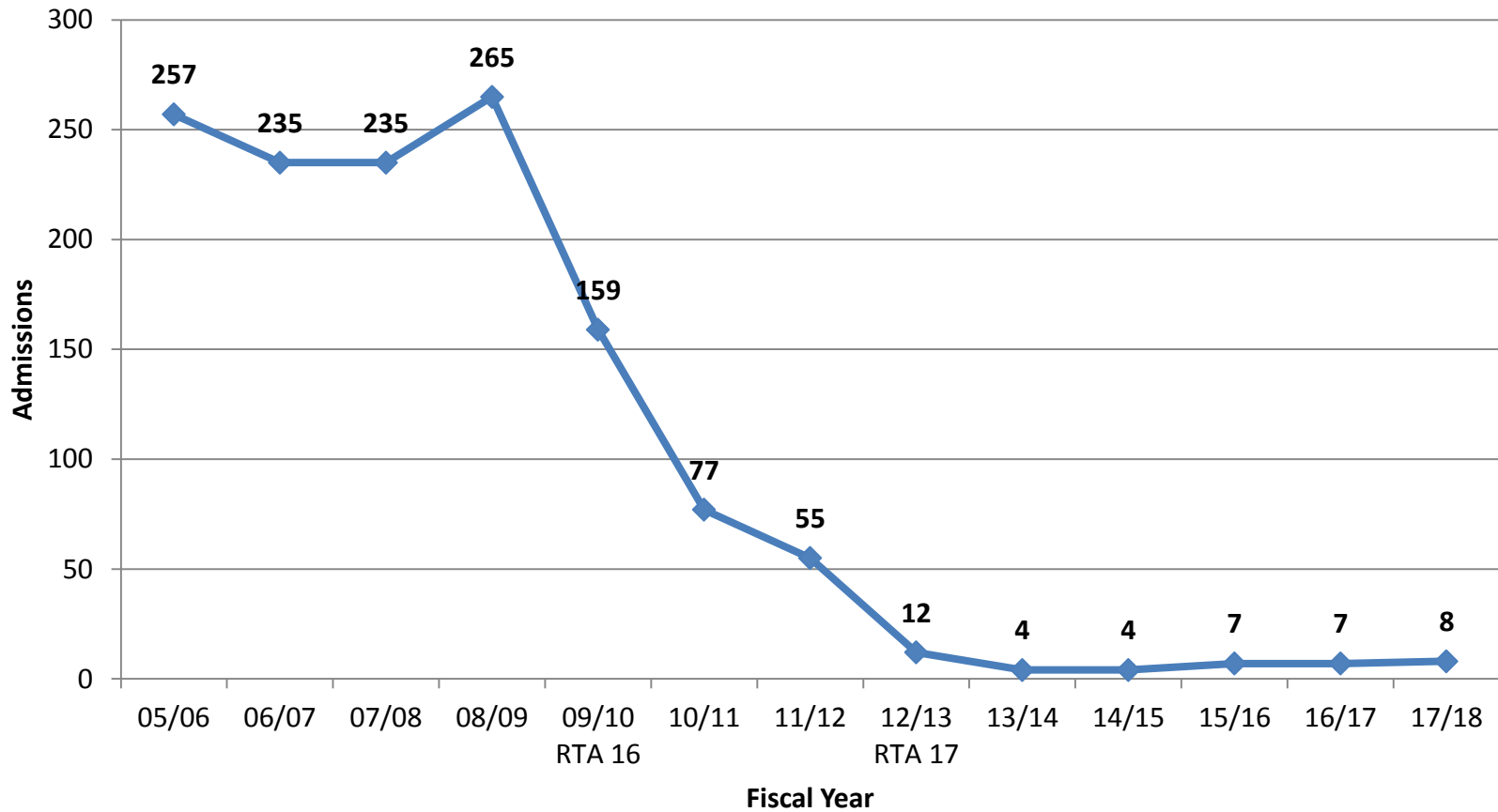

# Department of Children and Families CJTS Admissions by FY, 2006-18



# DOC Manson Youth Institution (male) Under Age 18 Admissions, Sentenced & Pre-trial by FY, 2007-2018




# DOC York Correctional Institution (female) Under Age 18 Admissions, Sentenced and Pretrial by FY, 2007-2018



# Incarceration Goal Summary

Goal: 30% Reduction



## Juvenile Detention Centers

FY14 Baseline	2,334
Goal (by FY18)	1,868
Progress through FY18	1,140
Percent reduction	-51.2%

- **Status:** Goal Achieved


## CT Juvenile Training School

FY14 Baseline	222
Goal (by FY18)	178
Progress through FY18	43
Percent reduction	-80.6%

- **Status:** Goal Achieved

# Incarceration Goal Summary

Goal: 30% Reduction




## Males Admitted to MYI

FY14 Baseline	146
Goal (by FY18)	102
Progress through FY18	105
Percent reduction	-28.1%

- **Status:** Admissions have remained steady the past 3 years near goal

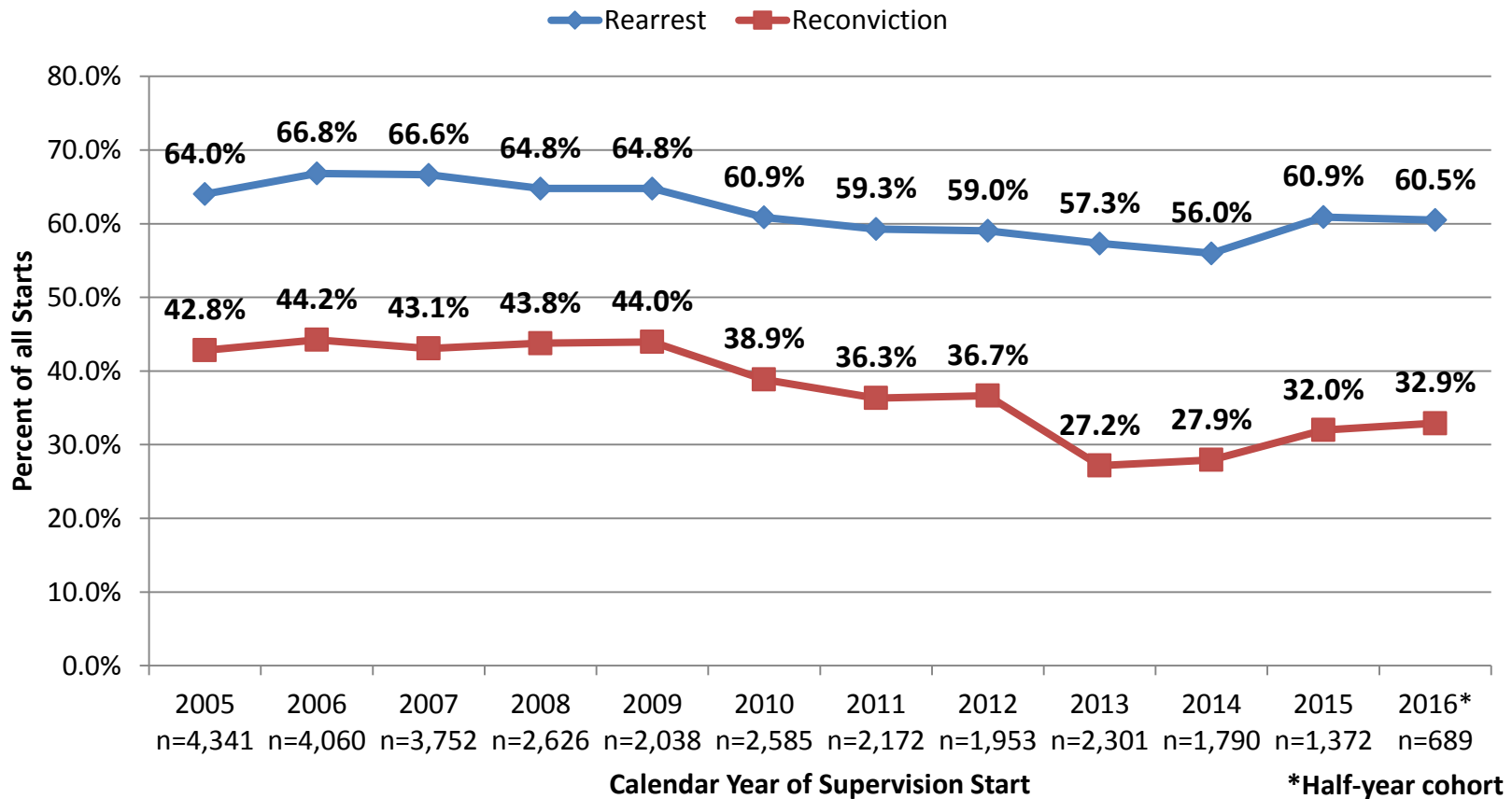

## Females Admitted to York

**Status:** Annual admissions to York Correctional have remained below 10 for the past four years




## ***Recidivism***

# 24-month Rearrest and Reconviction Rates, Juveniles Starting Probation/Supervision by year, CY 2005-2016



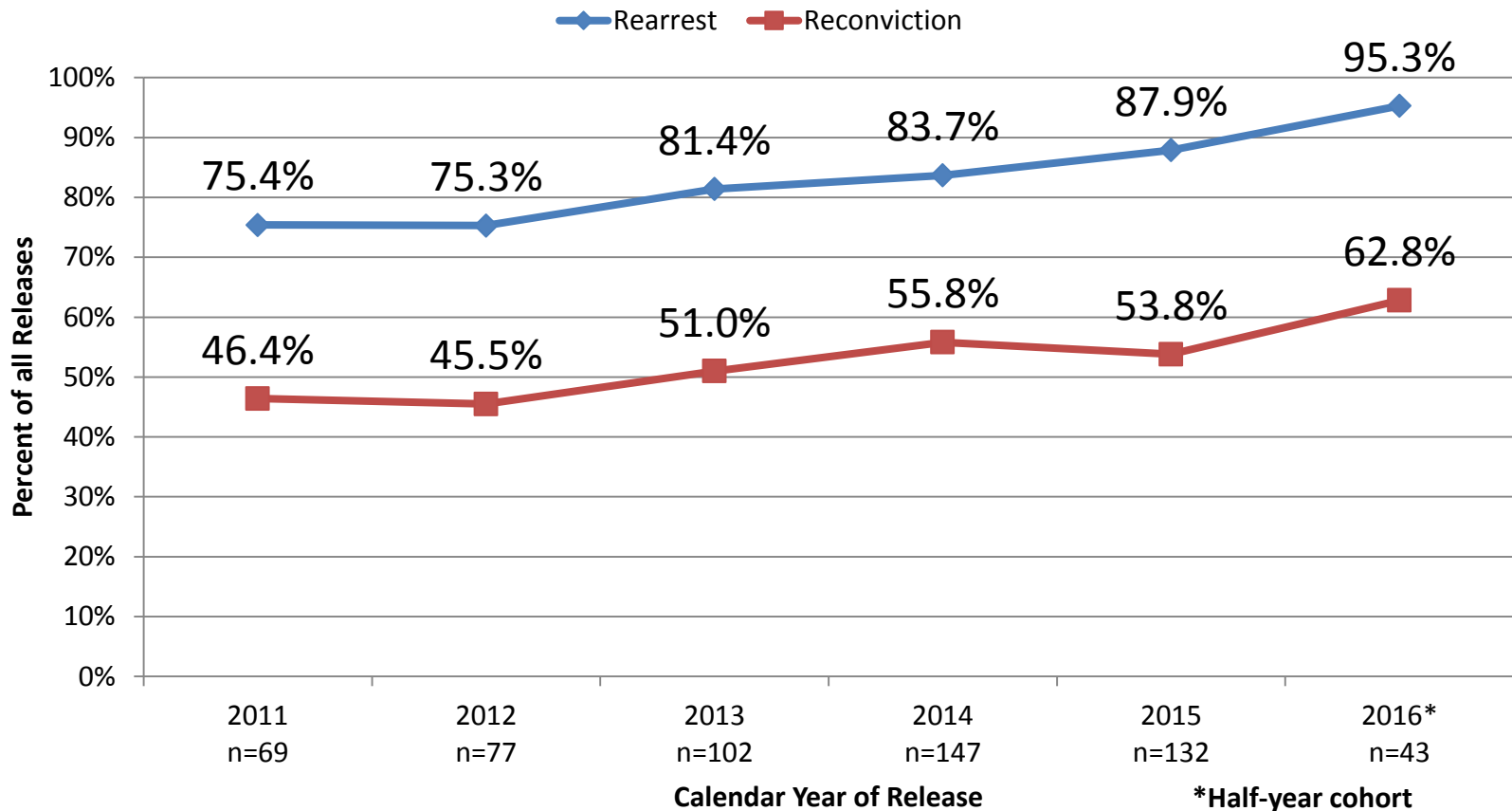

# Youth on Probation: Changes in distribution by risk



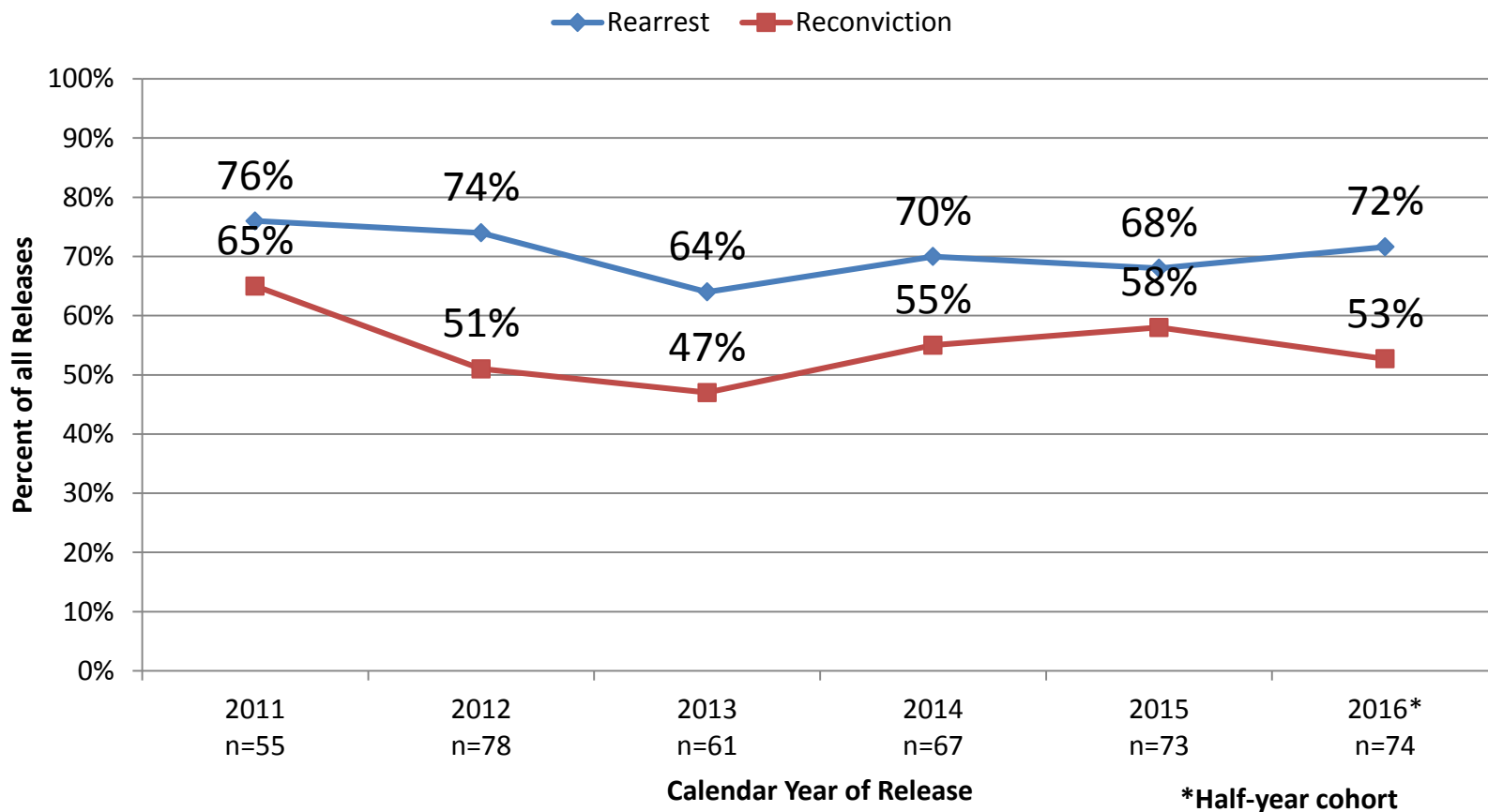

- Diversion efforts have resulted in fewer low-risk youth on probation, which has increased the aggregate risk level of recent probation cohorts
- Since recidivism is correlated strongly with risk, it may provide one explanation for increases in probation recidivism
- More details are included in the hard-copy handout



# 24-month Rearrest and Reconviction Rates, Juveniles Released from CJTS by year, CY 2011-2016



# 24-month Rearrest and Reconviction Rates, Waived Youth Released from MYI by year, CY 2011-2016




# Recidivism Goal Summary


Goal: 10% Reduction in Re-arrest Rate

Adjudicated Youth on Probation		Youth Released from CJTS		Youth Released from DOC	
FY12 Baseline	60%	CY12 Baseline	75%	CY12 Baseline	76%
Goal (by CY16)	54%	Progress through CY16 (YTD)	95.3%	Progress through CY16 (YTD)	72%
Progress through CY16 (YTD)	60.5%	Percent increase	27%	Percent reduction	-5.3%
Percent reduction	-0.8%				
<ul style="list-style-type: none"> <li><b>Status:</b> Small reduction; goal not met</li> </ul>		<ul style="list-style-type: none"> <li><b>Status:</b> Goal not met; CJTS closed in FY18</li> </ul>		<ul style="list-style-type: none"> <li><b>Status:</b> Rearrest rate reduced, but not to goal level</li> </ul>	

# Summary and Next Steps




- Overall, Diversion and Incarceration goals achieved strategic goals
- An update to the trends of referrals to Juvenile Review Boards will be reported in December
- Recidivism rates, particularly for probation youth, have flattened in recent years due in part to fewer low risk youth on probation
- New strategic planning process should focus on continuum needed for youth in the deepest end of the system
- Strategic goal supplemental data, including disaggregation by race/ethnicity and gender, will be available to existing and new workgroups




# ***Population and System Metrics Report***


# Population and System Metrics Report



- Intent is to provide periodic picture of the JJ system using population and system indicators
- JJ System indicators are consistent with the RBA Implementation Plan adopted by JJPOC in 2016
- Expanded set of wellness and education indicators for all CT children
- Data Development Agenda identifies intersections between education, housing stability, wellness, and juvenile justice
- 2018 Population and System Metrics Report will be completed end of the year.



## *Discussion*



***Juvenile Justice Policy and  
Oversight Committee***

***Dec 20<sup>th</sup>, 2018***

***Legislative Office Building  
2pm***