

Juvenile Justice Policy and Oversight Committee

October 20th 2016
Legislative Office Building
2pm Room 2600



University of New Haven
Tow Youth Justice Institute

1

Progress Report:

- Final CJTS Closure Report
- Annual Report on Strategic Goals
- Workgroup Update
- Demonstration Project: Sharing of Student Educational Data between SDE and Judicial



University of New Haven
Tow Youth Justice Institute

2

Final CJTS Closure Report



University of New Haven

Tow Youth Justice Institute

3

Workgroup Update

- Cross-Agency Data Sharing
- Incarceration
- Recidivism
- Diversion



University of New Haven

Tow Youth Justice Institute

4

Annual Report on Strategic Goals






University of New Haven

Tow Youth Justice Institute

5

Target Goals

By June 30, 2018

-  Increase the number diverted by 20%
-  Decrease the number incarcerated by 30%
-  Decrease recidivism rate by 10%



University of New Haven


Tow Youth Justice Institute

6

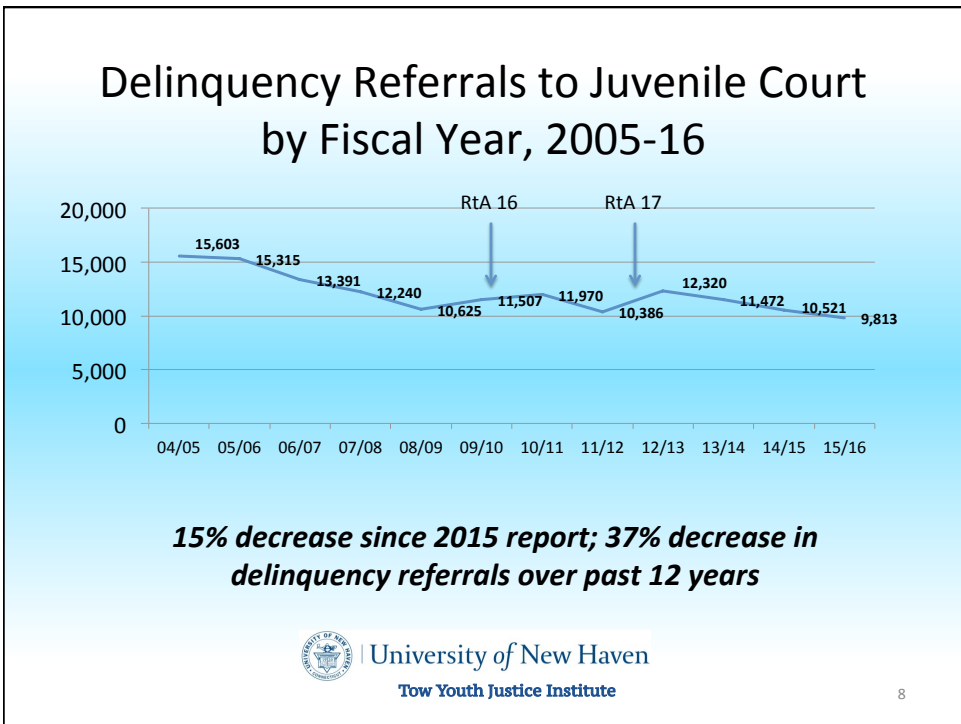
Diversion

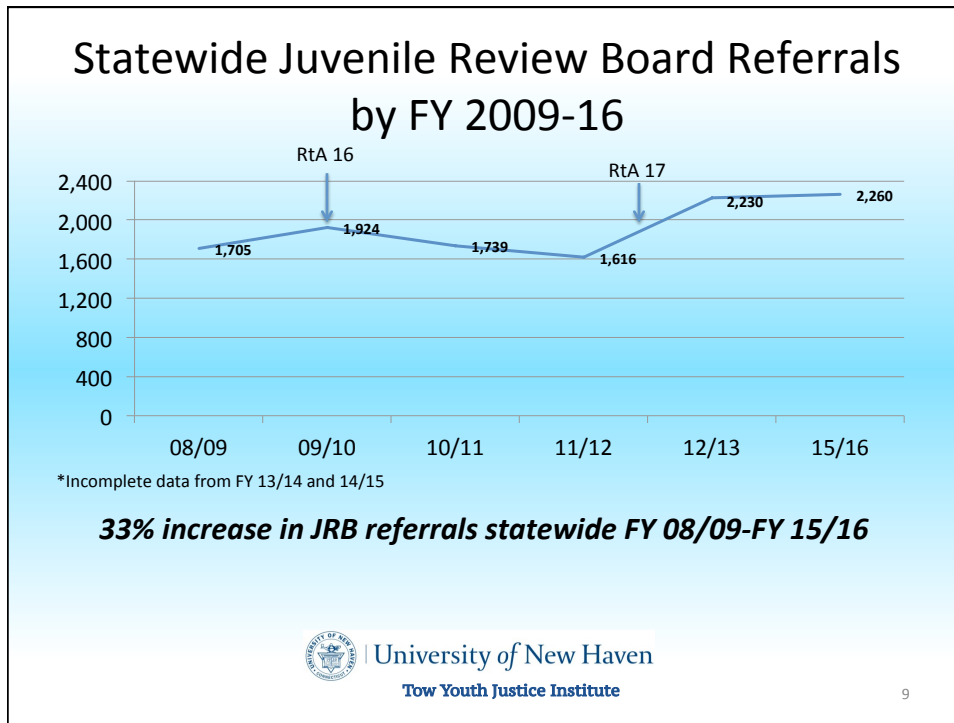
Goal: Increase by 20%

Juvenile Delinquency Referrals- 11,471 in FY 13/14
Juvenile Review Board Referrals- 2,230 in FY 12/13

 University of New Haven
Tow Youth Justice Institute

7





Target Goal: 20% Increase in Diversion

Target number: 9,178 youth by FY 17/18

- Juvenile Delinquency Referrals
- 9,813 in FY 15/16

Target number: 2,676 referrals by FY 17/18

- Juvenile Review Board Referrals
- 2,260 in FY 15/16


University of New Haven
Tow Youth Justice Institute

10

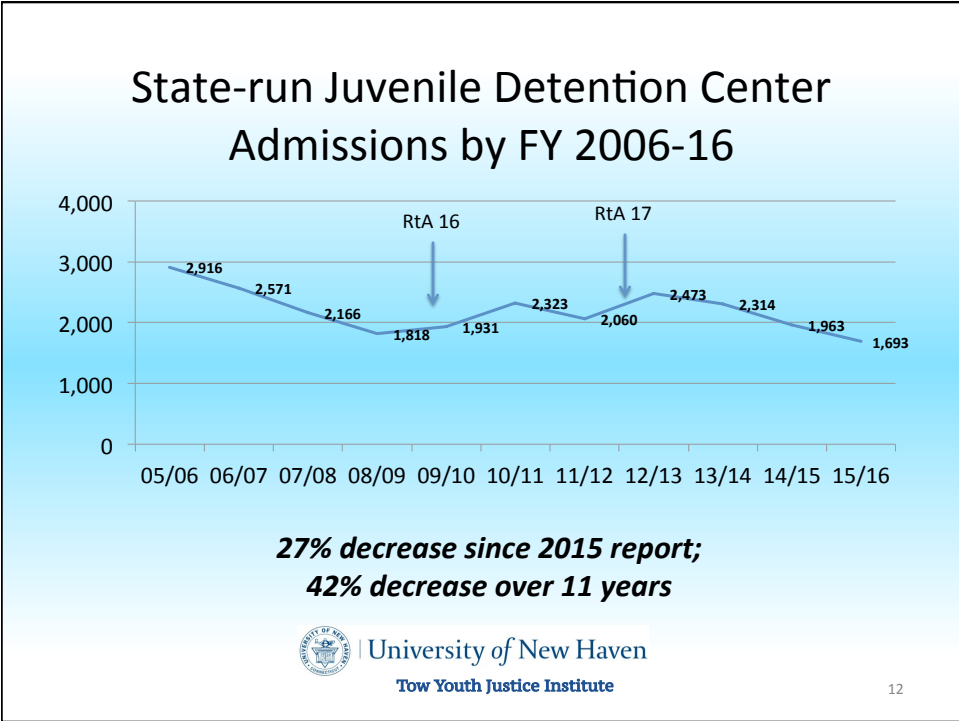
Incarceration

Goal: Decrease by 30%

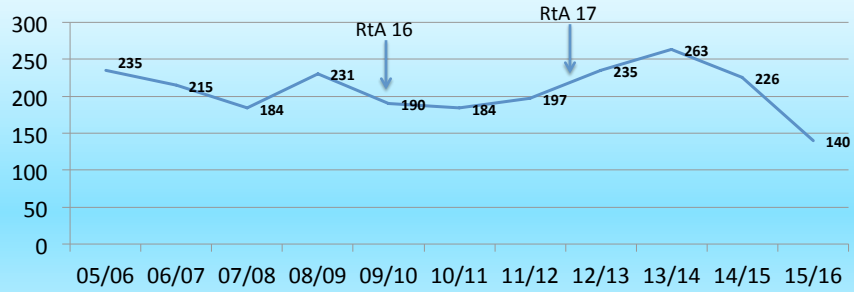
Juvenile Detention Centers- 2,334 in 2014
CJTS- 222 in 2014
Manson Youth Institution- 146 in 2014

 University of New Haven
Tow Youth Justice Institute

11



DCF CJTS Admissions by FY 2006-16



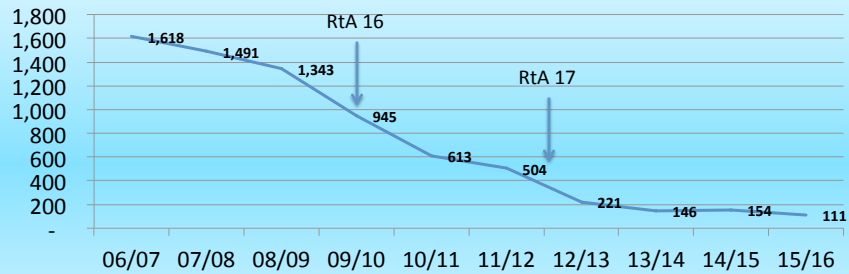
**38% decrease since 2015 report;
40% decrease 10 over years**



University of New Haven
Tow Youth Justice Institute

13

DOC Manson Youth Institution (male) Under Age 18 Admissions, Sentenced & Pre-trial by FY 2007-2016



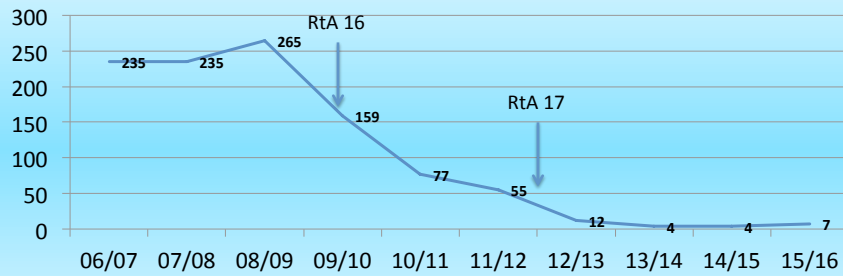
**28% decrease since 2015 report;
93% decrease since 2007**



University of New Haven
Tow Youth Justice Institute

14

DOC York Correctional Institution (female) Under Age 18 Admissions, Sentenced and Pretrial by FY 2007-2016



97% decrease since 2007

Target Goals: 30% Decrease in Incarceration

Target number: 1,868 in FY 17/18

- Juvenile Detention Centers
- 1,693 in FY 15/16

Target number: 178 in FY 17/18

- CJTS
- 149 in FY 15/16


Target number: 102 in FY 17/18

- Manson Youth Institution
- 111 in 2016

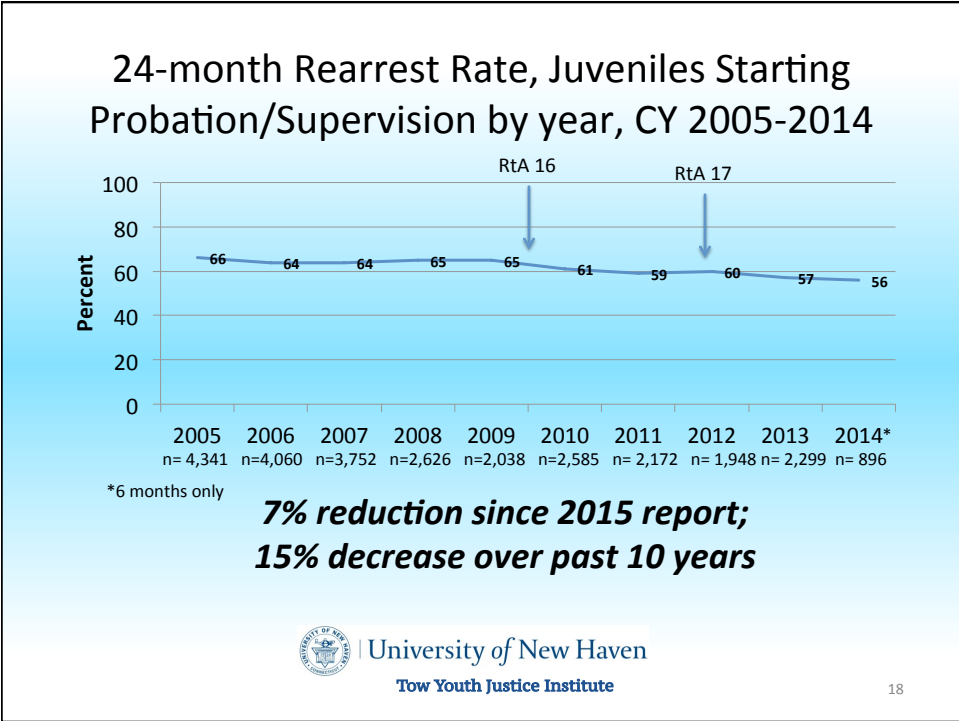
Recidivism

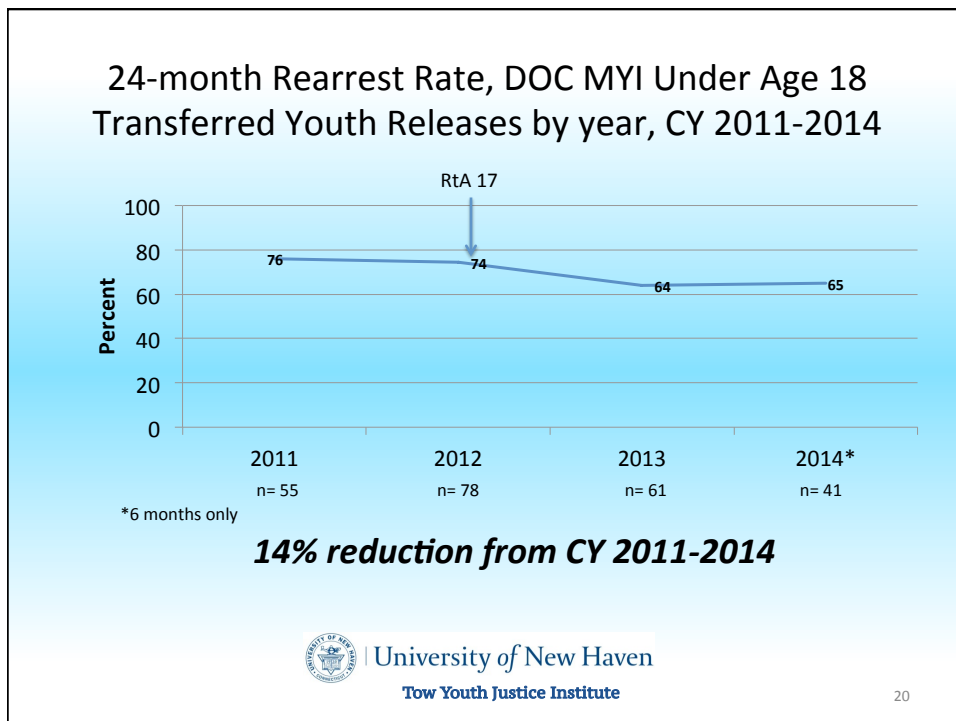
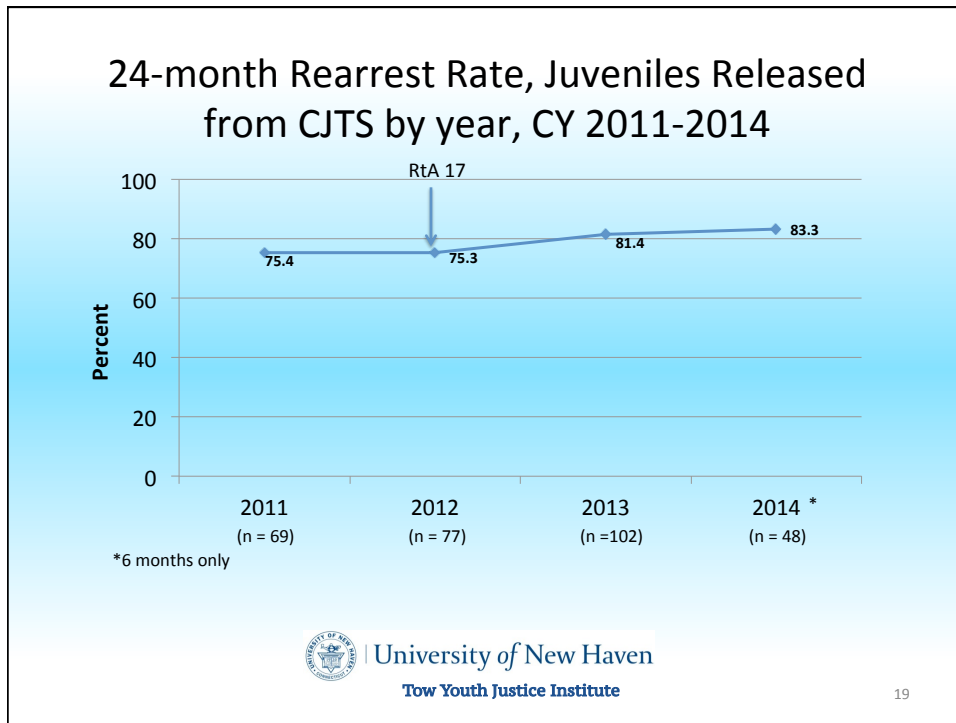
Goal: Decrease by 10%

Adjudicated youth on probation- 60% in CY 2012
Youth released from DOC- 73% in CY 2011

 University of New Haven
Tow Youth Justice Institute

17





Target Goal: Decrease Recidivism 10%

Target rate FY 17/18: 54%

- Adjudicated youth on probation
- 56% in 2014

Target rate FY 17/18: 66%

- Youth released from DOC
- 65% in 2014



University of New Haven
Tow Youth Justice Institute

21

Summary

- Overall, positive progress in all 3 strategic goals
- Data development continues throughout the system
- Target numbers to be established for:
 - Females in congregate care
 - Recidivism rates for committed youth



University of New Haven
Tow Youth Justice Institute

22

Discussion



University of New Haven

Tow Youth Justice Institute

23

Demonstration Project: Sharing of Student Educational Data between SDE and Judicial



University of New Haven

Tow Youth Justice Institute

24

Discussion



University of New Haven

Tow Youth Justice Institute

25